Historic Buildings Recording

Surbiton Hospital

Royal Borough of Kingston Upon Thames Greater London

Historic Buildings Recording

oxfordarchaeology
southsouthsouth

November 2011

Client: Ashley House PLC

Issue No: 1
OA Job No: 5068
NGR: TQ 1839 6714

Client Name:	Ashley House PLC
Document Title:	Surbiton Hospital, Kingston upon Thames, London
Document Type:	Historic building recording and investigation
Issue Number:	2
Grid Reference:	TQ 1839 6714
Site Code:	SUR11
Invoice Code:	SUREV
Prepared by:	Deirdre Forde
Position:	Historic Buildings Archaeologist
Checked by:	Jonathan Gill
Position:	Senior Project Manager (Historic Buildings)
Approved by:	Julian Munby Signed.....
Position:	Head of Buildings Department
Date:	November 2011
Document File Location:	\\Server8\invoice codes r thru z\S_codes\SUREV\Surbiton Hospitals Report.odt
Illustrated by:	Julia Collins

Disclaimer:

This document has been prepared for the titled project or named part thereof and should not be relied upon or used for any other project without an independent check being carried out as to its suitability and prior written authority of Oxford Archaeology being obtained. Oxford Archaeology accepts no responsibility or liability for the consequences of this document being used for a purpose other than the purposes for which it was commissioned. Any person/party using or relying on the document for such other purposes agrees, and will by such use or reliance be taken to confirm their agreement to indemnify Oxford Archaeology for all loss or damage resulting therefrom. Oxford Archaeology accepts no responsibility or liability for this document to any party other than the person/party by whom it was commissioned.

© Oxford Archaeology Ltd 2011

Oxford Archaeology

Janus House

Osney Mead

Oxford OX2 0ES

t: (0044) 01865 263800 e: oasouth@oxfordarch.co.uk

f: (0044) 01865 793496 w: www.thehumanjourney.net

Oxford Archaeological Unit Limited is a Registered Charity No: 285627

Surbiton Hospital, Kingston upon Thames, London

Historic building recording and investigation

Written by Deirdre Forde

Table of Contents

Summary **1**

1 Introduction **2**

1.1 Background 2

1.2 Aims and objectives 2

1.3 Methodology 2

2 Historical and Architectural Background **3**

2.1 Historical background 3

2.2 International Modernism and the development of hospital design 5

3 Building description **5**

3.1 Introduction and general description 5

3.2 Main Hospital 6

3.3 The Lodge 12

3.4 The Mortuary Unit 13

3.5 South Bank House/Nurses Home 14

3.6 No. 1 and No. 3 Oak Hill 16

4 Conclusion **17**

Appendix A. Bibliography **19**

Appendix B. Summary of site Details **20**

Appendix C OASIS Form **21**

Appendix D Surbiton Black & White photograph record sheets **22**

Appendix E Article from The Architect and Building News on Surbiton Hospital **37**

List of Figures

Fig. 1	Site location map
Fig. 2	Site Plan
Fig. 3	Historic plan of ground floor of main hospital and mortuary unit
Fig. 4	Historic plan of first floor of main hospital and mortuary unit
Fig. 5	Photo dating to the 1930's showing façade and male block on the left
Fig. 6	Ground floor plans of main hospital and mortuary unit
Fig. 7	Elevations of main hospital: south-east
Fig. 8	Elevations of main hospital: south-west
Fig. 9	Elevations of main hospital: south-west
Fig. 10	Elevations of main hospital: north-west
Fig. 11	Elevations of main hospital: north-east
Fig. 12	Elevations of main hospital: north-east
Fig. 13	Ground and first floor plans of the Lodge
Fig. 14	Elevations of the Lodge showing main entrance to hospital grounds
Fig. 15	Ground and first floor plans of South Bank House
Fig. 16	Elevations of South Bank House
Fig. 17	Floor plans of No. 1 Oak Hill
Fig. 18	Ground and first floor plans of main hospital and mortuary unit showing digital photographs taken

List of Plates

The Main Hospital

Plate 1	Main Entrance to Hospital Grounds, facing south-west
Plate 2	The east front of the Lodge, facing north-west
Plate 3	Approach to south-east front/facade of main hospital
Plate 4	south-west wing of the hospital, viewed from the west grounds
Plate 5	Detail of south-east end of south-west wing.
Plate 6	Detail of north-west end of south-west wing
Plate 7	No. 1 Oakhill, viewed from the west grounds of the hospital, facing south-west
Plate 8	Rounded brick plant box on exterior of south-west wing
Plate 9	Primary Crittall window with central swing window and side casements
Plate 10	Arrangement of swing windows and porthole on the south-west wing
Plate 11	Primary porthole window on south-west wing
Plate 12	Primary wooden panelled door with moulded wooden architrave on Mortuary unit

Plate 13 south-east front/facade of main hospital
Plate 14 Main Entrance and first floor balcomy on east front/facade of main hospital
Plate 15 north-west/rear of main hospital
Plate 16 south-west face of south-west wing, viewed from south-west grounds
Plate 17 south-west face of south-west wing, facing north-east
Plate 18 south-west face of south-west wing, facing north
Plate 19 Later extension on linear ward of south-west wing, facing south
Plate 20 Linear ward of south-west wing with later extension, facing south-east
Plate 21 Awning fixture on south-west elevation of south-west wing
Plate 22 north-east elevation of south-west wing, facing west
Plate 23 north-east elevation of south-west wing, facing south
Plate 24 north-east elevation of north-east wing, facing south
Plate 25 north-east elevation of north-east wing, facing south
Plate 26 south-west elevation of north-east wing, facing north-east
Plate 27 south-west elevation of north-east wing, facing east
Plate 28 south-west elevation of north-east wing showing 1948 extension
Plate 29 Plaque on south-west elevation of 1948 extension
Plate 30 Corridor through main axis of building, facing south-west
Plate 31 Corridor through main axis of building, north-east end, facing south
Plate 32 north-east office on first floor of main hospital, facing north-east
Plate 32 Fireplace with marble fire surround in staff room on ground floor of main axis
Plate 33 Small day room in extension of kitchen block, facing south-west
Plate 34 Kitchen, facing north
Plate 35 north-east corner office on first floor of main axis, facing north-east
Plate 36 Original glazed door on first floor of main axis
Plate 37 Original fireplace on first floor of main axis
Plate 38 south-east corner room on first floor of main axis
Plate 39 Corridor through south-west wing, facing south-east
Plate 40 Corridor through south-west wing, facing north-west
Plate 41 Private room in south-west wing, facing west
Plate 42 Private room in south-west wing, facing north-east
Plate 43 Unblocked fireplace in curved room at south-east end of south-west wing
Plate 44 Treatment room in south-west wing, facing west
Plate 45 Visitor rest room in south-west wing, facing south-west
Plate 46 Large day room, once an open ward, in the south-west wing, facing south-west
Plate 47 Large treatment area, once an open ward, in the south-west wing, facing south-west

Plate 48 Wall fixtures in large treatment area in the south-west wing, facing south-west
Plate 49 Small day room in later extension on south-west wing, facing south-east
Plate 50 Kitchen in south-west wing, facing north-east
Plate 51 Reception area in south-west wing, facing north
Plate 52 Bathroom in south-west wing, facing west
Plate 53 Operating theatre in north-east wing, facing north-east
Plate 54 Operating theatre in north-east wing, facing south-west
Plate 55 Equipment in operating theatre
Plate 56 X-ray room, facing north-east
Plate 57 X-ray room, facing west
Plate 58 Entrance from exterior into north-east wing, facing south-east
Plate 59 Waiting room in 1948 extension, facing south-west
Plate 60 Plaque on wall of 1948 extension, facing north-west
Plate 61 Treatment room in 1948 extension, facing north-west
Plate 62 Gymnasium in north-east wing, facing east
Plate 63 Treatment room in north-east wing facing south-east

The Lodge

Plate 64 Entrance pillar and lighting
Plate 65 East room on ground floor of the Lodge, facing east
Plate 66 Treatment room on west side of ground floor of the Lodge, facing west
Plate 67 Original door on first floor landing of the Lodge, facingnorth west
Plate 68 Office on first floor of the Lodge, facing west

The Mortuary Unit

Plate 69 north-east face of Mortuary unit
Plate 70 north-west face of Mortuary unit
Plate 71 Entrance Lobby of Mortuary unit
Plate 72 north-east room of Mortuary unit

South Bank House

Plate 73 General view of South Bank House, facing south
Plate 74 north-east front of South Bank House
Plate 75 south-east elevation of South Bank House
Plste 76 Balcony on first floor of south-east elevation of South Bank House
Plate 77 Protruding bay window in ground floor of south-east elevation of South Bank House

Plate 78 south-west elevation of South Bank House
Plate 79 north-west elevation of South Bank House
Plate 80 south-west elevation of extensions
Plate 81 Corridor through ground floor, facing south-west
Plate 82 Ground floor utility room, facing north-west
Plate 83 Ground floor sitting room, facing south-east
Plate 84 Ground floor sitting room, facing north-west
Plate 85 Ground floor bathroom, facing north-west
Plate 86 Ground floor store room/office, facing south-west
Plate 87 Ground floor bedroom, facing south
Plate 88 Ground floor bedroom, facing south-east
Plate 89 Ground floor bedroom, facing north-west
Plate 90 Alarm fitting in ground floor bedroom
Plate 91 First floor landing, facing south-east
Plate 92 First floor corridor, facing north-east
Plate 93 First floor utility room, facing north-west
Plate 94 First floor WC, facing south-east
Plate 95 First floor bedroom, facing north-west
Plate 96 First floor bedroom, facing north-east
Plate 97 First floor bathroom, facing south-east
Plate 98 Television room in extension, facing north-west
Plate 99 Dining room in extension, facing north-west
Plate 100 Dining room in extension, facing south-east
Plate 101 Kitchen in extension, facing south-east

No. 1 and No. 3 Oak Hill

Plate 102 No. 1 Oak Hill with No. 3 Oak Hill behind, facing east
Plate 103 No. 1 Oak Hill, facing west
Plate 104 Entrance hall of No. 1 Oak Hill, facing east
Plate 105 Original mosaic floor in the entrance hall of No. 1 Oak Hill
Plate 106 Fireplace, No. 1 Oak Hill, facingnorth east
Plate 107 No. 3 Oak Hill, facing east

Surbiton Hospital, Kingston upon Thames, London

Summary

Oxford Archaeology has undertaken a programme of building recording at Surbiton Hospital prior to the redevelopment of the site. This recording was commissioned by Ashley House PLC and it concentrated on six buildings: The main hospital, The Lodge, The former mortuary, the Nurses Home (South Bank House), No. 1 Oak Hill (Elmside) and No. 3 Oak Hill (Newlands). The main buildings all date from the 1930s, albeit with some more modern additions, while No.s 1 and 3 Oak Hill pre-date the hospital and survive from the 19th century.

Surbiton Hospital was a complex which was designed and constructed during the first half of the 1930s and formed part of the early modern movement in Britain. It's architect, Wallace Marchment, specialised in hospital buildings but whereas those that he designed in the 1920s such as at Peterborough and Watford were neo-classical in style, for Surbiton he adopted the new international modernist style which had been developing on the continent since the end of the Great War. The hospital was a close contemporary of modernist icons such as Highpoint I and the Bexhill Pavilion and although it is not of the same significance or quality as those buildings it is of architectural merit. It was not a revolutionary building but it is of interest as it demonstrates the gradual spread of modernist architectural influence into Britain. The most important modernist buildings built in Britain in the 1930s were designed by young continental architects who had settled in Britain, such as Lubetkin and Chermayeff, whereas Marchment had been an established British architect from before the First World War and who was in the latter years of his career. The building can perhaps be seen as something of a hybrid design with well executed modernist detailing and features such as curved corners, circular roof lights, port hole windows but it also has more traditional elements such as load bearing brick walls. An article published in 1936 in the Architect and Building News compared the building to the work of the Dutch modernist Willem Marinus Dudok.

The architectural competition for the 1930s hospital stipulated that the complex should be largely single storied and the low, horizontal character of the buildings is emphasised by features and detailing such as flat concrete roofs, long concrete and stone bands forming the lintels, sills and copings, horizontally set window panes and relatively thin bricks. This is a 'sun trap' hospital with large areas of fenestration which would have allowed sunlight and fresh air into the wards. The buildings are very much of their time and a fine example of the optimistic sentiment that was a characteristic of much inter-war architecture.

1 INTRODUCTION

1.1 Background

1.1.1 Oxford Archaeology (OA) was commissioned by Ashley House PLC to undertake a programme of building recording at Surbiton Hospital in Surbiton, prior to a major redevelopment at the site to create a modern polyclinic and primary school. The work has been undertaken as a condition of planning approval for the development, granted by Royal Borough of Kingston upon Thames and it concentrates on six buildings:

- The main hospital
- The Lodge
- The former mortuary
- South Bank House
- No. 1 Oakhill (Elmside)
- No. 3 Oakhill (Newlands)

1.1.2 None of buildings covered by the works was listed but they all lie within the Oakhill Conservation Area. In November 2010 Alan Baxter Associates produced a Heritage Impact Assessment of the Surbiton Hospital Development, concentrating principally on the effect of the proposals on the Conservation Area. As the main 1930s hospital wasn't specifically mentioned when the Conservation Area was designated in 1988 it was clearly not considered to be an important element of the character of the Conservation Area. The report also concluded that the main 1930s hospital buildings were 'not outstanding or unique'.

1.1.3 RPS Planning acting on behalf of Ashley House produced a project brief detailing the required recording works in conjunction with the Greater London Archaeology Advisory Service, acting on behalf of Royal Borough of Kingston upon Thames. This specified that the main structures surviving from the 1930s hospital (main hospital range, the Lodge, the former mortuary and South Bank House) should be recorded internally and externally while the recording of Numbers 1 and 3 Oakhill should be only external.

1.1.4 OA have also undertaken a programme of archaeological evaluation at the site which has already been reported on separately.

1.2 Aims and objectives

1.2.1 The main aim of the project was to record for posterity the historic buildings at Surbiton Hospital prior to their demolition. The recording focused on the complex's history, development, alteration, construction and use. The architectural significance of the buildings is also discussed within the wider cultural context of hospital development.

1.3 Methodology

1.3.1 The archaeological recording of the hospital comprised three main elements: a photographic record, a drawn record and a written record.

1.3.2 The ***photographic record*** was undertaken using 35 mm film (black and white prints) and digital photography. It included both general views of the structure and specific details. Digital images were used to provide illustrations to the final report.

1.3.3 The ***written record*** (the final report) complements the photographic record and includes a brief description of the fabric and features and an analysis of the buildings construction, function and development and relationship.

1.3.4 The ***drawn record*** comprised annotating existing plans provided by the client. Descriptive notes was added to indicate construction, evidence relating to the structure's use and any features of historical interest. The recording followed IFA standards and guidelines using conventions outlined in *Understanding Historic Buildings: A Guide to Good Recording Practice* (English Heritage 2006).

1.3.5 The project also included some ***historical research***. Considerable efforts were made to obtain copies of historic plans of the complex and locate other archive material of the hospital but this was only moderately successful. The Primary Care Trust, the Surrey History Centre and Building Control at Kingston Borough Council were contacted but they all confirmed that they do not hold any plans of the complex. Administrative records relating to the hospital are held at the Kingston Museum and Heritage Service (ref: KX339) but these are mostly patient and clinical records, minutes and accounts. They do not include plans.

1.3.6 Fortunately, as the building was of some architectural interest from its original construction there does survive several very useful accounts of the hospital from various architectural and building journals from the 1930s (see Appendix A). Original architectural drawings of most of the buildings are reproduced in these articles and the most informative article, from the *Architect and Building News*, is reproduced here at Appendix E.

1.3.7 The recording was completed in a phased programme with the initial works being undertaken while the complex was still a functioning hospital. External photographs were taken at this stage as well as internal photographs of accessible areas. As this was a day-hospital the opportunity was also taken one evening, after patients had left for the day, to rapidly take a large number of photographs of the interior of the main hospital. This allowed a photographic record to be created of the building as a functioning hospital while not invading the privacy of the patients.

1.3.8 For reasons of patient sensitivity it was not possible to undertake any recording of South Bank House at this stage because this building was operated by the local Mental Health Authority and formed permanent housing for vulnerable people.

1.3.9 A second stage of recording at Surbiton was undertaken after the whole site had been vacated but before demolition works had started. South Bank House was recorded in this phase and further photographs of the interior of the main hospital were also taken.

2 Historical and Architectural Background

2.1 Historical background

2.1.1 Previous hospitals in Surbiton

2.1.2 Hospital services at Surbiton date back to 1871 when Surbiton was still a Hamlet and the population was 8000. Through local initiative and under the guidance of 'Lady Superintendent', Mrs. Frederick Howell, the first voluntary hospital was established at York Villa on Victoria Road, north-west of the current site off Ewell Road. A small local hospital of this kind was known as a 'Cottage Hospital', a small rural hospital having up to 25 beds. The concept of cottage hospitals was that it would engender a familiarity in physicians with the local community and that this would be advantageous to their

treatment. It was believed that this positive knowledge would be lost if patients were transferred to larger county hospitals, as was typical for poorer patients.

2.1.3 Funds for the hospital were raised through donations, voluntary contributions and payments by patients and their friends. Over time, this site proved to be inadequate for the growing needs of the area and in 1882, funded by legacies and donations, a purpose built hospital building opened on St. James Road. For 50 years, this small voluntary hospital serviced Surbiton as well as patients from nearby Kingston, Hook, Hampton Wick and Basingstoke. By the 1930's however, the area again outgrew the resources of the institution.

2.1.4 1930s hospital

2.1.5 The existing hospital on Ewell Road followed the hospital on St James Road. This was also originally a voluntary hospital, funded by the local community, and constructed before the establishment of the NHS. Following fund raising and public donations, the site of Hill Manor was purchased. An open competition was held in 1933 for a suitable design for the new hospital, which was won by the architect, Wallace Marchment (1880-1940).

2.1.6 Wallace Marchment was an architect who designed several hospitals in the inter-war period and Surbiton appears to have been one of his later commissions. Among his other works was the Peace Memorial Hospital in Watford which opened in 1925 and which has a neo-classical design quite different to Surbiton. Others were the Peterborough Memorial Hospital which opened in 1928 and which had a neo-Georgian design, and the Erith District Hospital which opened in 1924. In 1928 Marchment produced designs for a large new hospital complex at Birmingham but he was unsuccessful in this competition.

2.1.7 The competition for the hospital at Surbiton stipulated that the building should provide accommodation for patients on the ground floor only, and staff on the first floor. Marchment produced a modern design with many features associated with new ideas in provision of fresh air and light to patients including large glazed, veranda style wards where external doors could be opened to allow beds to be wheeled outside and the patients to benefit from the fresh air. The hospital also included a maternity department and labour unit as well as casualty and an operating suite. The hospitals name was displayed in stainless steel lettering on the Lodge and floodlit at night. In July 1936, Surbiton Hospital opened to patients.

2.1.8 The Surrey Comet from 3 March 1934 includes an account of the ceremonial laying of the new hospital's foundation stone by Lord Ashcombe (Lord-Lieutenant of Surrey) and this states that a time capsule was buried beneath the stone, consisting of various newspapers, coins and a copy of the souvenir programme from the day. The article reflects the local pride generated by the undertaking and it details fund-raising efforts as well as a donation of £2000 by a former president of the hospital to endow the new Children's Ward.

2.1.9 In 1948, a new out-patient department was added to the to the north-east wing, funded by a Peace Memorial fund, set up after the Second World War to enlarge the hospital.

2.1.10 Numbers 1 and 3 Oakhill

2.1.11 Numbers 1 and 3 Oakhill ('Elmside' and 'Newlands') are older buildings having been constructed in the 19th century but they have been most recently used by the Health Authority and are included in the current development. The buildings formed part of a development of large detached villas which was partially constructed between 1850 and 1855 but which was unfinished due to the developer, William Clerk, declaring himself

bankrupt (Alan Baxter Associates report, 2010). No. 1 Oakhill is known to have been completed by 1855 and was originally occupied by a Mr James Case. Prior to 1880 the building was extended by the addition of a rear brick wing.

2.2 International Modernism and the development of hospital design

2.2.1 Surbiton Hospital is principally of architectural interest for forming part of the early development of International Modernism in Britain. The International Modern style first emerged after the First World War and developed, particularly on the continent, in the 1920s. Modern Architecture is a broad term given to a movement with it's exact definition and scope varying widely but is generally characterised by the simplification of form and creation of ornament from the structure and theme of the building. The style attempted to bind morality, technology and art together. Morality, in that it set out to improve humanity's lot after the dark years of the war and clear away the grim architecture of previous generations. Visually, it is characterised by simple clean forms and a sense of lightness in the mass of the building with an emphasis on glazing in many cases. International Modernism had it's focus on the more stylistic elements of Modernist Architecture. Emphasis was on the expression of volume rather than mass, balance rather than the idea of symmetry and the absence of applied ornament. At times, the style met with criticism for it's stark and unornamented appearance. This was, and is, particularly aimed at large public buildings, where the style is seen as sterile, austere and elitist.

2.2.2 The influence of the new movement on the continent spread slowly to Britain and it was only in the 1930s that recognisably modernist buildings started to be built, largely by foreign architects such as Berthold Lubetkin and Serge Chermayeff who had settled in Britain. Among the buildings constructed in this period were iconic structures such as Bexhill Pavilion (co designed by Chermayeff), High Point I and the London Zoo Penguin Pool (both by Lubetkin).

2.2.3 As stated above, Wallace Marchment had built a number of hospitals in the 1920s with relatively traditional neo-classical styles but for Surbiton Hospital, which was probably designed in 1933 (as the foundation stone was laid in March 1934) he chose to use a modernist approach. Among the interesting aspects of the hospital is therefore the fact that was a modernist building designed by an established British architect who was in the latter years of his career. An article in the Architect and Building News from August 14, 1936 states that the building is reminiscent of the Dutch modernist architect Willem Marinus Dudok.

2.2.4 An additional related interest of the building is its demonstration of contemporary ideas in the design and planning of hospitals and other institutions. This followed new attitudes in institutional architecture, particularly in hospitals and schools where the emphasis was on fresh air and light, creating a healthier, more pleasant atmosphere than the starker institutions of the pre-war generations. From earlier in the century there had been an emphasis placed upon the importance of fresh air and sunlight in the design of sanitoria for the treatment of tuberculosis and this approach became more common in the 1930s in the design of general hospitals. 'Sun-trap' hospitals were constructed with large expanses of glazing and double doors or even full folding glazed walls, which could be opened to allow fresh air into the wards and patients beds to be wheeled out into the sunlight.

3 BUILDING DESCRIPTION

3.1 Introduction and general description

3.1.1 The Surbiton Hospital complex covered by the current recording consists of six buildings: The main hospital, the Lodge and the mortuary unit within the main grounds and South Bank House and No.s 1 and 3 Oakhill just outside the boundary to the west. The main hospital, mortuary unit, the Lodge and South Bank House all date from the 1930's phase of construction, albeit with some more modern additions while No. 1 and No. 3 Oak Hill date from the 1850s.

3.1.2 The hospital is set back from the road in grounds which are entered through a gateway on Ewell Road (Plate 1). The red/brown brick wall enclosing the frontage is long and low and features stylish Art Deco lamp standards atop curved piers facing the road. To the right of the gateway is the Lodge, on which the Art Deco theme is observed again in the 'SURBITON HOSPITAL' legend of stainless steel lettering (Plate 2). The 1930's structures consist of low, flat-roofed buildings constructed from brown brickwork, with minimal decoration and large areas of fenestration set against flat and curved brick planes, particularly on the main hospital (Plates 3-6). Large areas of the buildings are single storied and are carefully detailed with flat roofs, long sills and lintels, curved corners, concrete porches, thin bricks and horizontally set window lights to provide a strong horizontal emphasis and a 'streamlined' aesthetic common in modernist buildings of the 1930s.

3.1.3 No.1 and No. 3 Oak Hill are large villas built in the 19th century and located on an avenue to the west of the main hospital. They are large three storey structures with stucco exteriors in the Italianate style. No. 1 Oak hill has a large Victorian three storey extension with basement level built onto the east rear of the building facing the main hospital across the lawn of the south-west wing (Plate 7). This is built with large yellow bricks and the architecture is more institutional in style than the front of the building.

3.2 Main Hospital

Exterior

3.2.1 The main hospital is a flat-roofed, brick-built structure with a sprawling plan and long wide entrance way off Ewell Road to the east. It is a largely single storied building but there is an upper storey over the central range to house the administrative rooms. The brown bricks are laid in Flemish bond and they are unusually thin (5cm x 22cm x 10.5cm), presumably chosen specifically to emphasise the horizontal feel of the building and this is further reinforced through the use of long, narrow, bands which form the lintels, sills and copings. These bands, which incorporate subtle moulding details tend to continue across the elevations rather than forming separate lintels for each window. The moulded concrete lintels project c.10 cm beyond the face of the wall. Long low brick raised-bed planters with narrow stone coping provide simple decoration around the building and the curved walls at the ends of one of the wings, along with occasional round windows, help to break up the overall flatness of the form. The coursing of the plant boxes, unusually, features vertical brick coursing (Plate 8), presumably to add some contrast to the horizontal brickwork in the main walls, and it is interesting to note that the original architects plans for the building show many planters in areas where there are no planters today. There is also no evidence of there having formerly been planters in these areas and it strongly appears that although all the proposed planters to the front of the

hospital were constructed not all those to the rear and sides were built. This may have been in order to save money or for reasons of practicality.

3.2.2 Fenestration is simple, with some original iron-framed windows surviving. The panes within the primary windows are generally set horizontally and have central swing windows flanked by casements (Plate 9). Smaller primary 2-light swing windows arranged in threes and primary round windows also survive (Plates 10 & 11). Where original doors survive, they are wooden with horizontally set panels and simple wooden archtitraves. They range from unglazed and half glazed to fully glazed.

3.2.3 The plan of the main hospital is similar to that of aeroplane (Figures 3). It's main axis runs north-east to south-west with its entrance façade on the south-east range. Two large wings run perpendicular from either end of the main axis (similar to the wings and tail of an aeroplane), enclosing on three sides the areas to its front and rear, and a kitchen block runs perpendicular from the centre of its north-west (rear) range.

3.2.4 *Main Axis Range:* The main axis range contains the reception and administration areas of the hospital and is the only part of the building that is two storied. Located on the south-east façade is the main public entrance to the hospital (Plate 13). It is central to ground floor level with double doors flanked by travertine slabs and a cantilevered concrete porch (Plate 14). Three evenly spaced 12-light windows are situated at either side. Above the main entrance is a small iron railed balcony with a 5-light glazed door. The balcony is decorative, being too small for use but it breaks up the line of four original iron framed first floor windows and continuous concrete lintels with moulded projection to restrained decorative effect. The simple iron railings and curved corners of the balcony are reminiscent of a balcony on an ocean liner; a common aesthetic influence from the 1930s. As the most publicly viewed elevation, it also adds to the general theme of light and fresh air in the architecture. At either side of this row of windows are two small round 'porthole' windows. The curved south-west corner of the first floor features curved windows (another typical modernist feature) for a view seen in the round from within. The north-east corner is squared but also features a corner window continuing from the south-east elevation to the north-east elevation where a glazed door onto the roof is located. All windows and glazed doors in the façade are original with iron frames and multiple lights. Original windows, for the most part, have a central swing window flanked by casements; an arrangement that allows 8 out of the 9 lights to open.

3.2.5 The north-east face, or rear of the central axis range is mainly used for staff as well as goods and services. At the centre of the elevation is the projecting former kitchen block to which deliveries would have been made but this is one of the parts of the hospital that has been most altered. A large extension was added to the end of the kitchen block to add a store room and small training room (shown on Figure 6) but this structure has now been demolished leaving the white rendered end of the primary wall. To either side this courtyard is enclosed by the south-west and north-east primary wings. This elevation is more austere and functional than the south-east façade, with irregular faces and sparse fenestration (Plate 15). With the exception of a modern double glazed door and window in the right hand corner, and the modern extension, windows on this elevation are all original also. It features a large chimney which protrudes long and narrow from the flat roof, creating a contrasting form with the low-lying building. This elevation was not meant to be seen, so decorative effect is virtually absent. Despite this, the theme of the architecture is present in its flat brick faces and narrow linear coping.

3.2.6 *The south-west Wing* The south-west wing is mainly made up of what was originally wards and private rooms and is heavily glazed along its elevations, characteristic of the veranda-style wards common in hospitals from the first half of the 20th century (Plate 16-

18). In these areas wide external doors could be opened to allow patients on beds to be wheeled outside so that they could benefit from the fresh air and sunlight. Two smaller wings run perpendicular from its south-west range with small later extensions built onto each in a red/brown brick very similar to that in the original building (Plates 19 & 20). These extensions have flat roofs and port-hole windows to blend with the 1930s building and the bricks used are of a similar thin type (5 cm tall) but unlike the original building they are laid in a stretcher bond.

3.2.7 The entire south-west elevation of the wing, as well as the south-east and north-west (linear) elevations of the smaller wings have large modern, double glazed picture windows, flanked by casement windows. They feature occasional half glazed double doors opening out onto a pleasant courtyard garden, enclosed on three sides and open to the south-west. It is likely that these modern windows replace a similar arrangement, however original windows are likely to have been iron framed and broken up by many lights similar to those larger glazed areas on the main axis of the building. The later extension have large sliding glass doors, opening into the garden and large sliding windows at either side as well as small round windows like those of the main building.

3.2.8 Above the windows in the primary ranges are fixtures for large awnings which could have been pulled down on hot days to limit excessive direct sunlight and presumably to prevent the wards heating up like a greenhouse (Plate 21). The awnings comprise a large roller blind housed in a long wooden box and although many remain in-situ it does not appear that any have been used for many years. The front of the box is fixed by extending, telescopic arms to metal brackets fixed to the walls and thus the awning would have been operated by pulling down the whole front of the box. There is a small metal loop fixed to the front of the box through which a hook on a stick could have been slotted to allow the blind to be pulled down. It is interesting to note that in several areas the primary lintel above the windows has been crudely cut to allow the awning brackets to be fixed to the wall, showing that the awnings were almost certainly secondary. They look relatively historic, suggesting that they were probably an early addition and it may well be that the common practical problems of solar glare in largely glazed buildings caused the building to be adapted.

3.2.9 Either end of the south-west elevation (or the tips of the wings of the 'aeroplane') feature rounded walls (Plates 5 & 6). Again these feature large areas of later double glazed windows and a smaller circular window. In addition to this, like the façade, the south-west elevation is simply decorated with brick plant boxes around most of it's border, which are rounded at the corners. The soft curved lines of the structures add a welcoming charm to this more public side of the building.

3.2.10 The courtyard style garden at the centre of the south-west wing also features a long rectangular brick plant box, orientated north-east to south-west and dividing the courtyard into two areas (male ward to SE, female ward to NW). This is shown on the primary plan of the building (Fig 3) but it has been slightly altered by the removal of a section to create a path through the planter. This alteration compromises the aesthetics of the long low planter adding to the horizontality of the overall hospital but it reflects changes in the way that the building functioned, without clearly defined male and female areas, and the need for a simple direct path between wards.

3.2.11 The north-east elevations of the south-west wing, which are separated by the main axis of the building, have smaller and less regular windows (Plates 22 & 23). This part of the wing originally housed isolation wards and bathrooms and so is more private. Many of the windows are small and frosted and at either side of the dividing main axis, there are two entrances and small corridors into the wing, which perhaps were less public

entrances for more vulnerable patients. Above the doorways there are original concrete cantilevered porches. Although some of the larger windows have been replaced with modern double glazing, many of the smaller windows are original iron frame swing windows. Despite the irregularity of the arrangement on these elevations, they mirror each other and conform to the modernist idea of balance rather than symmetry.

3.2.12 *The north-east Wing* Like the north-east side of the south-west wing, the north-east wing, for the most part, is less public and visually more private than the rest of the main hospital (Plates 24 & 25). Fenestration again is frequent but windows are smaller and the arrangement is less regular, with many panes of glass frosted. In the centre of the north-east elevation of the wing, the operating theatre and the instrument room stand proud of the building. The operating theatre features a very large modern rectangular picture window, which is frosted for privacy and above this there is a sloped panel which would formerly have been glazed. Both of these windows face north-east and would have allowed the operating theatre to be well illuminated with an even natural light but without direct sunlight. At either side of the operating theatre, fenestration varies from original iron frame swing windows and casements with many lights to modern double glazed casements.

3.2.13 The only exception to this more private arrangement is the south-west elevation to the rear of the main building, inside which originally were two maternity wards and a night nursery but now houses a gymnasium. Here again we see large modern picture windows flanked by casements, which likely echo the original window arrangements, above which are original awning fixtures similar to those previously discussed (Plates 26 & 27).

3.2.14 Built onto the south-east end of the north-east wing is an extension built in 1948 with help from the Peace Memorial Fund, set up after the Second World War to enlarge the hospital (Plate 28). The extension is sympathetic to the earlier 1930's architecture but the bricks are larger and stone sills, lintels and coping are absent. Instead, the extension features large concrete lintels and red brick sills. Windows are modern double glazed casements. One unusual feature of the extension is an elevation on the south-east side which is set at a 45 degree angle from the rest (Figure 6). Over all,the extension lacks the same elements of style of the original building and seems more visually functional. On the south-west elevation of the extension is a commemorative plaque (Plate 29).

Interior

3.2.15 *Main Axis Range:* As mentioned above, the main public entrance to the hospital is through the south-east façade in the main axis of the building and opens into a small reception area with a small office through a glass window on the right hand side. It is a small undecorated room with a green marble effect linoleum floor but would have originally had precast Terrazzo tiles to match the travertine of the entrance (See **Appendix E**). The ceiling is coved. A door opposite the entrance opens onto a corridor, which runs the length of the ground floor of the main axis (Plate 30). Floors are again covered with green marble effect linoleum and the ceiling is coved. There is a black skirting boards and the walls are painted a pale brown up to the level of the plain dado rail, above which they are painted off white. Large, primary round skylights break up the plainness of the corridor and shed daylight into it while carrying some of the modernist style into the otherwise relatively featureless interior. This is again emphasised at either end of the corridor where intersections into the wings feature large rounded corners (Plate 31) and radiators in the corridor tend to be sunken into recesses in the walls. Doorways feature plain wooden architraves and modern fire safety doors.

3.2.16 To the north-east of the entrance lobby on the south-east side of the range there are a series of small offices, the general layout of which appears to have changed relatively little from the primary building. To the south-west of the entrance are several further small rooms and the staircase to the first floor. Towards the end of this stretch of rooms is a staff room which was originally the Matron's Room and the relatively high status of this is demonstrated by a large marble fire surround, built-in cupboards and a coved ceiling (Plate 32).

3.2.17 The kitchen block in the original hospital was located on the north-west side of the main axis, close to the centre of the building and immediately opposite the entrance hall. It projected to the north-west and included separate rooms for the larder, scullery, service, store and main kitchen. However, this is one of the parts of the hospital which has been significantly altered and this square plan block is now a more open plan porters store and coffee area (Plate 33). A secondary extension was added to the north-west side of the former kitchen range (although this has now been lost) blocking a former rear entrance to which deliveries would originally have been made. The former kitchen block is entered through a door on the north-east side of the corridor and is a large room with a high ceiling (Plate 34). It is well lit and ventilated with a large 24-light window in the north-east wall and two 6-light windows high up in then north-west and south-west walls. As well as this there are four large round sky lights.

3.2.18 The new kitchen is to the south-west of the former one, located off the main corridor in the Main Axis block, and has been created from the former nurses dining room and general store. A small corridor runs along the south-west side past the original kitchen.

3.2.19 To the north-east of the kitchen block there are several small rooms including what was originally a dispensary.

3.2.20 The stairway to the first floor ascends north-west to south-east and is well lit with a large original 9-light window in the south-east façade The floor is covered with linoleum and the walls are painted yellow. The stairway features a thin wooden rail. At the top of the stairs is a landing with a corridor through a fire safety door on the north-east side. This corridor runs along the axis of the first floor and is lined with windows on the north-west side and small offices on the south-east side. The row of small offices are well lit and ventilated by the large original windows of the façade, in particular the north-east corner office with its large corner window and glazed door as well as it's round window (Plate 35). The corridor and offices are painted an off-white and are carpeted. Doorways feature simple wooden architraves and modern fire doors. All windows are original crittall type.

3.2.21 The first floor is cresent shaped, with shorter corridors running from the north-east end of the the main axis corridor and the landing at the south-west end. These smaller corridors feature more original fittings such as doors and fireplaces (Plates 36 & 37). The south-west corridor mainly gives access to small store rooms and a staff locker room. In the south-east corner of the crescent is a large corner room with a curved window and original fireplace as well as a ceiling cornice (Plate 38). The north-east corridor gives access to a small office and some kitchen and bathroom facilities.

3.2.22 *The south-west Wing* The south-west wing is the main ward wing of the hospital and consequently, the largest. As referred to above this wing comprises a long main range (NW-SE) which houses individual rooms and two open wards which projected to the south-west. The corridor through the main axis range opens onto the middle of a long corridor that runs the entire length of the wing (Plates 39 & 40), terminating with a rounded room at either end (Figure 6). The walls are painted like those of the main axis corridor, pale brown below the simple dado rail and off white above, and the floor is

green linoleum with a black skirting board but changes to diagonally laid laminate wood flooring in the north-west side. Doorways feature simple wooden architraves and modern fire safety doors. Double doors to some of the larger treatment rooms are original half glazed fire doors. There are some modern seating fixtures along the south-west side.

3.2.23 The south-west wing was originally divided into the female wing on the north-west side and the male wing on the south-east side with six private rooms for each on the south-west side of the corridor and in the curved rooms at each end. Private rooms are less clinical than the wards and feature small fire places (most of which are now blocked) sink and mirror fixtures, a small wardrobe and wall paper on the walls (Plates 41- 43). The floors are covered with linoleum and simple skirting boards. Some of these had been converted into offices in later years. Presumably the private rooms were for paying patients (the hospital of course pre-dates the NHS).

3.2.24 In the central part of the south-west side of the wing are three small wards, including a children's ward, which is now a therapy treatment room and a small visitor rest room. The treatment room is painted yellow with pale green blinds covering the large picture windows. The floor is covered with linoleum (Plate 44). The visitor rest room is a small comfortable room with a fire place, which is now blocked, and what appear to be original light fixtures. Walls have blue wall paper with a border at dado level and dark blue carpet. There is a large corner cabinet which appears to be original (Plate 45). There is a nurses office, which was once a small lobby and bathroom between the visitor rest room and the wards.

3.2.25 Between the central wards and the private rooms on each side, there are short corridors that lead to the large open wards running from the south-west side of the south-west wing (Figure 6). What was the male ward, on the south-east side, would have once housed 13 beds according to the original floor plan, but is now a large day room (Plate 46). Walls are painted off white and the floor is laid with wooden herringbone tiles. Either side of the room is heavily glazed with large modern picture windows flanked by casements. The female ward, which also would have housed 13 beds according to the original floor plan, still features it's partitions and wall fixtures such as light fittings, buzzers and sockets (Plates 47 & 48). Walls are painted off white and the floor is laid with wooden herringbone tiles. Either side of the room is heavily glazed with large modern picture windows flanked by casements. This was used as a treatment area in more recent years.

3.2.26 At the end of each of these wards, facing each other across the courtyard garden, are two small later extensions, used as day rooms. These rooms are painted pale green with laminated wood flooring and large sliding windows as well as large sliding doors into the garden (Plate 49). They each also feature a small round window in their south-west elevations, much like those of the original architectural motifs.

3.2.27 The north-east side of this corridor is mostly lined with doorways to a kitchen, bathrooms and what were isolation wards but now function as services such as a reception area and laundry room (Plates 50- 52). There are also two small corridors leading to the exterior of the building (*See 4.2.7*). This side of the wing is designed to be more functional and private than the south-west side with smaller windows, which are frosted in many cases. Floors are covered with linoleum.

3.2.28 *The north-east Wing* The central axis corridor opens on the north-east side into the corridor of the north-east wing. This corridor runs the length of the wing into the later 1948 extension on the south-east side and what was once the maternity department on the north-west side. At the centre of the north-east side is the operating theatre and associated rooms such as the instrument room, the sterilising room and the anaesthetising room. The

operating theatre is a large, bright room with a large frosted picture window flanked by casements in the north-east wall (Plates 53 & 54). The room is painted a pale green with a linoleum floor and has a sink and sterilising equipment in the north-west wall. There is a large double door to the anaesthetising room and a small storage area in the south-west wall. The room is otherwise featureless except for fixtures associated with the function of operating such as a large stainless steel console for control of electric instruments and a large moveable light fitting (Plate 55).

3.2.29 To the south-east of the operating theatre is the X-ray room and the associated radiologist viewing room, dark room and waiting and dressing rooms. The X-ray room again is a large room, painted off white with two large original iron frame windows with 12 frosted lights each (Plate 56). The room is featureless except for machinery, of which there are many separate pieces. There is a fixed padded bench in the middle of the room with a ceiling mounted 'Picker International' x-ray unit above (Plate 57). On the north-west side of the room is a perspex screen behind which the controller of the machinery would stand during operation. Across the corridor from the X-ray unit on the south-west side are some administrative rooms and an entrance from the exterior (Plate 58).

3.2.30 The small 1948 extension features a large waiting room fitted with modern seating (Plate 59). It is painted off white with linoleum floor covering and is decorated with curtains and netting for privacy. There is a plaque dedicated to World War II on the wall (Plate 60). Adjacent to the waiting room on the south-east side are a small consultation room and a treatment room (Plate 61). The part of the extension that is built at 45 degree angle from the rest contains a small office and WC.

3.2.31 To the north-west of the surgery is what was once the maternity wing. The south-west side once housed two maternity wards and a night nursery. In their place is now a gymnasium (Plate 62) and a physiotherapy room. Both have large modern picture windows flanked by casements and a glazed doors to the outside (*See 4.2.9*). The walls are painted white and the floor is laid with wooden herringbone tiles. Across the corridor on the north-east side, what once was the maternity unit now houses an occupational therapy room and two small treatment rooms (Plate 63). There are some WC and kitchen services at the north-west end of the corridor.

3.2.32 On the south-west side of the corridor in the south-east half of the wing was the original Board Room although this has now been divided into two rooms: a consulting room and a medical secretary's room. This was clearly amongst the highest status rooms in the building and to some extent this is reflected in detailing such as the relatively high ceiling with curved corners and marble fireplace. However, in keeping with the overall aesthetic of the building the decoration is still simple and the fireplace is plain, merely comprising a surround and small hearth. The form of the room was considerably altered by its secondary division and reuse, particularly because the new partition abutted the redundant fireplace.

3.2.33 To the north-west of the former Board Room there are two small rooms: a lobby (labelled an ante-room on the original plan) and a further small room which was originally a records room but which is now a small staff room.

3.3 The Lodge

Exterior

3.3.1 The Lodge is a small, two storied flat roofed structure built in the same style as the main hospital, faced with red/brown brick laid in a Flemish bond and dressed with concrete lintels and stone coping (Plate 2). The main two storied part of the building is rectangular

in shape with the name of the hospital in Art Deco style stainless steel lettering on the east front over a large modern first floor window. The south elevation features the main entrance doorway with a concrete cantilevered porch, flanked by two modern windows with another directly over the door on the first floor. The west elevation features two modern windows at ground and first floor level; that at first floor is in a primary window opening while that at ground floor appears to be in what was originally a doorway.

3.3.2 The east front features a single storied, flat roofed annex on which the curved architectural motif is very pronounced. A wide continuous curve carries around from the east side to the south side, in which there is a half glazed door flanked by casement windows. The north elevation is relatively featureless but there is a secondary single storey extension to the west side (and to the north of the two-storey block) which is constructed with similar brickwork to the primary building.

3.3.3 All windows and doorways in the Lodge are modern double glazed insertions, however, the arrangement of lights and their openings appear to broadly follow the original arrangement.

3.3.4 In front of the Lodge is the main entranceway to the hospital grounds. A long red/brown brick wall with Flemish bond and York stone coping runs along the frontage at either side of the entrance pillars. These are rounded at the outward facing side and match the rounded floor boxes of the main hospital. On top of the pillars are two fanciful Art Deco style lamps and standards (Plate 64).

3.3.5 The Lodge and gate piers form the main public face of the hospital, fronting onto the public road, and they are therefore the most recognisable parts of the complex. This gives them a particular symbolic local significance and due to this the Lodge is the one element of the complex which is being retained in the development.

Interior

3.3.6 *Ground Floor* The interior of the building is through the entrance at in the south face and opens onto a small corridor with a stairway on the north side. A doorway on the right leads to a kitchen and storeroom on the east side of the ground floor (Plate 65). Walls are painted pale yellow with dark blue carpeting and white skirting boards. As the Lodge functioned as a day clinic in recent years, all windows have dark blue vertical blinds. To the left of the corridor is the treatment room, which is partitioned and has curtains for the treatment of two patients on the north side. Wall are painted pale yellow and the floor is covered with dark blue linoleum and white skirting boards (Plate 66). Doorways on the ground floor feature simple wooden architraves and modern fire safety doors.

3.3.7 *First Floor* The first floor of the Lodge is reached by the stairway on the north side of the corridor. It is a narrow closed well stairway, covered with blue carpet and opens onto a small landing on the first floor. On the north side of the landing is a small storage space with what appears to be an original 5 panelled door (Plate 67). Straight ahead, on the south side of the landing is a small modern bathroom and at the east and west sides of the first floor are two large office spaces. Rooms are painted pale yellow with dark blue carpeting and white skirting boards (Plate 68).

3.4 The Mortuary Unit

Exterior

3.4.1 The former mortuary unit is a detached building located towards the north-west of the main hospital and it has most recently been used as a store and cleaners room. It is a small flat roofed, single storey structure built in the same style as the main hospital, faced

with brown brick laid in a Flemish bond and dressed with concrete lintels and stone coping. Fenestration is minimal however, and the sense of privacy of the building is indicated by the entrance, which is located on the elevation facing towards the north-west, away from the main hospital (Plate 69). The building dog legs on this side and there are two entrance doorways in this corner, over which is a large concrete cantilevered porch. The doors, along with the three casement windows on the north-west side, are modern. To the right of the entrance doorways is a doorway with an original half glazed door. The south-west elevation has a modern doorway and a modern casement window to the right of it. The south-east elevation has two modern doorways and two modern casement windows. The north-east elevation has a large pitched glass window set into the wall at a lower level than the roof and this sits over a large modern frosted picture window flanked by large square casements (Plate 70). There is a smaller modern window to the right of this.

Interior

3.4.2 The interior of the former mortuary has been substantially altered and although the primary layout of rooms remains largely intact there are few original features. The building is entered from the north-west facing doorway and opens into a small entrance lobby (Plate 71) with a circular roof light. This has modern doors and is painted pale yellow with laminate wood flooring. Directly across from the entrance lobby, on the south-east side of the building is a small store room. To the left is a WC and a small kitchen facility. A door to the left opens into a large room on the north-east side of the building, which has been used as a store in recent years but would originally have been divided into two rooms: the post-mortem room and the viewing chapel (Plate 72). This room has a sloped ceiling with large sky light and clearly this would have provided good even light to the post-mortem room but without direct sunlight. It is painted yellow with laminate wood flooring and the stubs from former walls clearly indicate the location of the former partition between post-mortem room and chapel. There is a modern bed and lifting hoist in what was the chapel and it may be that this was used as a small training room.

3.4.3 A series of three small rooms at the south-west side of the building constitute a cleaners store, a linen room and an oxygen store.

3.5 South Bank House/Nurses Home

Exterior

3.5.1 *Main House:* South Bank House is a flat roofed, two storey structure built in the same style as the main hospital, faced with light brown brick laid in a Flemish bond and dressed with concrete lintels and stone coping (Plate 73). It has a large, secondary single storey annex on it's north-west side. It was originally built as a nurses residence and consequently the architecture appears more vernacular in style with more ordered and regular fenestration and less motifs associated with modernism. The building has remained in residential use although it has most recently houses patients under the care of the mental health trust.

3.5.2 The north-east elevation features the main entrance to the hospital (Plate 74). The doorway is reached by means of a secondary wheelchair ramp. The modern door has an original concrete cantilevered porch over it and is flanked by a modern window on one side with a louvred window on the other. At first floor level is a row of three modern windows with original concrete lintels and sills.

3.5.3 The south-east elevation echoes the south-east façade of the main building (Plate 75). The entrance is at the centre of the ground floor, flanked by three windows on each side with continuous concrete lintels and sills. It features a concrete cantilevered porch with a 4-light full length window above at first floor level. Around the full length window and the porch, is a small iron railed balcony (Plate 76) and at either side are three windows in the same arrangement as the ground floor. On the left side of the elevation, there are corner windows at ground and first floor level. On the right hand side of the elevation, at ground floor level, there is a semi-circular, protruding bay window with a flat roof and York stone coping, lintel and sill (Plate 77). This is the only feature on the building that is in character with the curved architectural motifs of the main hospital and the Lodge. All windows are modern but may have the same arrangement as the original windows. The full length window above the porch may once have featured a french door like that of the main hospital's façade

3.5.4 The south-west elevation also features the other side of the corner windows on the south-east elevation on the right hand side and two more corner windows at first and ground floor level on the left hand side (Plate 78). There is also a doorway at ground floor level and a window at first floor level where the face dog legs towards the right hand side. The door and windows are all modern but are likely to follow the same arrangement as the original door and windows.

3.5.5 The north-west elevation is obscured by a later addition to the house (Plate 79). As well as the corner window carried around from the south-west elevation, there are three modern windows at ground floor level to the right of the extension and one to the left. As well as the corner window carried around from the south-west elevation on the first floor, there are six modern windows at this level with original concrete lintels and stone sills.

3.5.6 *Extension* The later single-storey extension is built onto the north-west side of the main house. It is likely to be contemporary with the later extensions on the main hospital and features a small patio with surrounding garden walls on it's south-west side (Plate 80). The flat roof and garden walls have York stone coping like that of the original architecture, however some of the modern windows have wooden sills and lintels. The arrangements of lights on the windows is similar to the arrangement of original windows in the main hospital.

3.5.7 The south-west side features double half-glazed doors out onto the patio and three large modern windows. The north-west side features two large modern windows. The north-east side features a glazed door accessed by a wheelchair ramp and three modern windows

Interior

3.5.8 *Main House* The main access for patients and visitors to South Bank House is in the north-east elevation. The door opens into a small entrance lobby on the right side of which is a small store room and directly ahead is a doorway into the ground floor corridor. This corridor runs the entire length of the ground floor from south-west to north-east. It is simply decorated with white walls, diagonally laid laminate wood floor and white skirting boards as well as modern white ceiling tiles (Plate 81).

3.5.9 The two wings of the main house are separated by the stairway to the first floor on the south-east side and a large day room on the north-west side. On the north-west side of the corridor in the north-east wing are a small office for administration purposes and a small utility room. Both are painted white with laminate wood flooring in the office and linoleum in the utility room (Plate 82). A doorway on the south-east side of the corridor opens into a large bright sitting room with a large curved bay window in the north-east

corner (Plates 83). The room is painted pale yellow and has laminate wood flooring with a white skirting board as well as a cornice (Plate 84). In the north-west wall is a fireplace and the door windows, including smaller windows in the south-east and north-east walls, are modern. The doorway into the corridor is a modern half glazed door with fanciful modern brass fittings. Directly to the south-west of the living room on the south-east side of the corridor is a small kitchen and a store room. The kitchen is painted yellow with blue linoleum.

3.5.10 The south-west wing of the ground floor mainly houses residents bedrooms. There is a small bathroom facility next to the stairs on the south-east side (Plate 85) and a large store room/office across the corridor on the north-west side (Plate 86). The bathroom is painted green with white tiles and a green tile motif and the office space is painted pale yellow with laminate wood flooring, white skirting board and cornice.

3.5.11 The south-west end of the wing houses four resident bedrooms. These are small and simple with a bed, sinks with mirror, lighting and socket fittings and a small wardrobe (Plates 87- 89). In many of the rooms there are also small shelves on the walls and small bedside lockers. The wall to beds are fitted with alarm buttons (Plate 90). The rooms feature laminate wood flooring skirting boards and cornices. Rooms are painted in different pastel colours and have different curtains on the windows.

3.5.12 The staircase to the first floor is located on the south-east side between the wings. It is well lit by the large full length window in the south-east elevation (Plate 91). The landing opens onto a corridor, which runs the full length of the first floor, south-west to north-east. Corridors are painted off white with laminate wood floors and white skirting boards as well as white ceiling tiles (Plate 92).

3.5.13 On the north-west side of the north-east wing is a small utility room, which was likely to have been used by night staff on this floor (Plate 93). It is a small room with laminate wood floors, skirting boards and kitchen fittings. It has some soft furnishings and a cabinet of lockers in the corner.

3.5.14 In the south-east side of the south-west wing are some toilet stalls and two bathrooms (Plate 94). These are divided into men's and women's facilities.

3.5.15 The remainder of both wings is taken up with small residents bedrooms. There are seven in the north-east wing and six in the south-west wing. All are fitted and decorated in the same way as the bedrooms on the ground floor. They are small and simple with single beds, sinks with mirror, lighting and socket fittings and a small wardrobe. In many of the rooms there are also small shelves on the walls and small bedside lockers. The wall to beds are fitted with alarm buttons. The rooms feature laminate wood flooring skirting boards and cornices. Rooms are painted in different pastel colours and have different curtains on the windows (Plates 95- 97). Over all, there is a less institutional and more homely feel in South Bank House than there is in the main hospital.

3.5.16 *Extension* The extension houses the main common areas in South Bank house as well as the residents kitchen. It is entered from the north-east side of the corridor through the ground floor of the main house. It opens into a large bright day room (Plate 98). The room is modern and comfortable, painted pale yellow with laminate wood flooring and has white skirting boards and architraves. Windows and doors are modern. There is what appears to be a blocked fireplace with a wooden mantel piece in the south-west wall.

3.5.17 The dining room is entered through modern half glazed double doors on the north-west side of the room. There is a large 4-light window in the dividing wall between the day room and the dining room. It is a large bright room with two large windows in the south-west and north-west walls. It is painted pale yellow with laminate wood flooring and

white skirting boards and architraves (Plates 99 & 100). A WC and residents kitchen are entered through doors in the north-east wall. The kitchen is a small room, tiled and painted, with a window and a doorway to the exterior in the north-east wall (Plate 101).

3.6 No. 1 and No. 3 Oak Hill

3.6.1 *No. 1 Oak Hill:* No. 1 Oak Hill is a large villa in the Italianate style constructed between 1850 and 1855. It is 3 storied with basement level. The arrangement of the façade follows the classical order of architecture and lacks some of the flourishes of other villas such as curved walls and bay windows. The main entrance is reached by a series of steps to a large porch in the centre of the ground floor (Plate 102). The basement level has a window at either side of the steps and there are large windows at either side of the porch. The first and second floor have three windows and the second floor windows are smaller indicating lower status accommodation. The eaves of the roof are broad and the façade is decorated with fanciful stucco in the Italianate style, particularly around the architraves and the modillions under the eaves. There is a small stylish balcony with stone balustrades over the porch and quoining is emphasised at either side of the façade to decorative effect. Window arrangements at the sides of the villa are more irregular and sparse.

3.6.2 The west rear of the villa is obscured by a large Victorian extension of yellow brick (Plate 103). The extension itself is narrower but taller than the original villa, characteristic of the upward thrust style of Victorian architecture. It is 3 storied with basement level and all levels except the second floor feature turret style bay windows. The second floor features French doors, which open onto a small balcony on top of the turret. The building as whole, dog legs on the south side and is entered from the rear by means of a doorway in the rear of the ground floor of the original villa, accessed by a series of steps. Despite the vertical emphasis of the Victorian extension, the low pitched, hipped roof and broad overhanging eaves are somewhat sympathetic with the broad portions of the original villa, as are it's brick modillions.

3.6.3 At the time of the survey, access to the interior of No. 1 Oak Hill was limited but a quick walk over survey was conducted. The interior arrangement appears not to have been compromised much by modern changes. Where changes are made, they are in the form of partitions in large rooms and modern plumbing for bathroom facilities. Many original features such as cornicing, architraves and a decorative mosaic tile floor in the entrance hallway have survived (Plates 104 & 105). However, more vulnerable features such as fireplaces have been removed more recently (Plate 106).

3.6.4 *No. 3 Oak Hill:* No. 3 Oak Hill is a short distance to the south of No. 1 Oak Hill and as detailed above it is known to have been constructed between 1850 and 1855 as part of the development of 'the parade'.

3.6.5 The north side of the building is the same as the original villa at No. 1 Oak Hill but built onto the south side is a later extension (Plate 107). The form of the extension is similar to that at No. 1 Oak Hill but it incorporates more elements of the Italianate style than the obviously Victorian architecture at No. 1 Oak Hill. It is taller and narrower than the original structure with turret bay windows at basement and ground floor level. It is rendered with stucco flourishes like the original villa and it has a low pitched hipped roof and broad overhanging eaves. At second floor level, it has two arched windows which are a common characteristic of Italianate architecture. Access to the rear and sides of the building was limited but window and door arrangements are more irregular than the façade At the time of the survey, there was no access to the interior of the building.

4 CONCLUSION

4.1.1 Surbiton Hospital is of interest for a number of reasons. In terms of local community history it forms the last in a line of community funded hospitals, which was a result of early concerns for welfare at community level. This was an impetus which was at the core of the concept of 'Cottage Hospitals' in the 19th and early 20th centuries and the beginning of many modern regional hospitals. In this respect, many surviving Cottage Hospitals are today called community hospitals and Surbiton Hospital, since it's foundation in 1871 on Victoria Road, until responsibility for services was assumed by the NHS in 1948, was a community funded hospital. A report in the Surrey Comet from 1934 on the ceremony to lay the foundation stone for the new hospital details the fund-raising efforts and the sense of local pride towards the new community-built hospital.

4.1.2 The 1930s complex is also of architectural interest for forming part of the early phase of International Modernism in Britain when the new movement which had developed on the continent began to influence domestic architecture. While the key modernist buildings built in Britain in this period were designed by young foreign architects who had settled in Britain Surbiton Hospital was designed by Wallace Marchment, an established architect who was approaching the latter stages of his career and who had previously designed hospitals with a neo-classical design. It is interesting to note that the contemporary architectural press found the building reminiscent of the works of the Dutch modernist Willem Marinus Dudok.

4.1.3 At Surbiton, Marchment achieved a design whose character, while emphasising the elements of International Modernism, encapsulates the strong sense of optimism and faith in social improvement held by many in the inter-war period. The main hospital at Surbiton is notable for it's successful integration of a style that was often seen as sterile and inhuman into a community based institution with stylish and welcoming effect.

4.1.4 The rounded walls and windows of the pleasantly low-lying buildings add a sense of informality, in contrast to 19th century institutional architecture which imposes a stark sense of authority and order. In keeping with the basic characteristics of International Modernism at Surbiton, the shape and form of the hospital provides it's own ornament and theme. The extensive bands of fenestration demonstrate the importance placed on fresh air and sun light in the treatment of patients and the horizontal nature of the largely single storey building is further emphasised with long moulded bands of concrete and stone, thin cantilevered porches, unusually thin bricks and horizontally set window panes.

4.1.5 The primary layout of the main hospital survives relatively intact with most of the rooms, including each of the open-plan wards, shown on the historic plan retaining their original dimensions. The original use of many of the rooms has changed however and there are relatively localised areas where rooms have been subdivided or two spaces joined. The overall footprint of the main building has been slightly altered with the addition of several small blocks in the second half of the 20th century.

4.1.6 The interior of the main building generally has relatively few decorative architectural features although two exceptions to this are the former Board Room and former Matrons Room.

4.1.7 Some of the original metal framed windows survive, particularly those to smaller office-type rooms, but most have been replaced by PVC frames, including all the large primary ward windows. The largely glazed walls of the wards could be shielded from the sun by retractable canopies which were secondary additions.

4.1.8 Almost the whole of the hospital is constructed with a flat concrete roof but there are two small distinct areas which required particularly good light (but without direct sunshine)

and had primary, sloping north lights. These two areas are the Operating Theatre and the Post-Mortem room of the Mortuary Unit. The former mortuary has been converted to a teaching block

Deirdre Forde

November 2011

APPENDIX A. BIBLIOGRAPHY

Published Sources

Richardson AE & Corfiato HO *The Art of Architecture, 1938*

Richardson H (ed) *English Hospitals 1660 – 1948: A Survey of their Architecture and Design*, 1998

Journals and articles

Hospital at Surbiton, Surrey. Architect: Wallace Marchment, F.R.I.B.A The Architect and Building News, August 14th 1936

The Surrey Comet (3 March 1934)

Architects Journal October 5th 1933

Architects Journal July 30th 1936

The Builder August 7th 1938

Unpublished Sources

Alan Baxter Associates *Surbiton Hospital Development: Heritage Statement* Nov 2010

OA *Surbiton Hospital: archaeological evaluation* 2011

RPS Planning & Development *Surbiton Hospital: Specification for Building Recording* March 2011

Appendix B. Summary of Site Details

Site name: Surbiton Hospital, Kingston upon Thames, London

Site code: SUR 11

Grid reference: TQ 18396714

Type: Historic Buildings Recording and Investigation

Date and Duration: July- October 2011

Area of Site: Approximately 180m x 80m

Summary of Results: N/A

Location of Archive: The archive is currently held at OA, Janus House, Osney Mead, Oxford, OX2 0ES, and will be depsited with the museum of London in due course under the following accession number: SUR 11

Contents of Archive

Plans-

- A3 copies of original 1933 plans- Ground and first floor
- A3 copies of digital plans of main hospital including first floor and Mortuary Unit
- A3 copies of digital plans of the Lodge- Ground floor, first floor and roof level
- A3 copies of digital plans of South Bank House including extension- Ground and first floor
- A3 copy of digital plan of No. 1 Oakhill- Basement level, ground floor, first floor and second floor

Elevations-

- Six A1 copies of elevations of main hospital's with OA annotations
- A1 copy of elevation of the Lodge with OA annotations
- A1 copy of elevations of South Bank House

Photographic record-

- 14 35mm black and white film contact sheets
- 14 35mm black and white film photographic negatives
- Digital photographs

Also includes various site notes

OASIS DATA COLLECTION FORM: England

Printable version

OASIS ID: oxfordar1-112494

Project details

Project name	Surbiton Hospital, Ewell Road, Surbiton
Short description of the project	Oxford Archaeology has undertaken a programme of building recording at Surbiton Hospital prior to the redevelopment of the site, and concentrated on six buildings: The main hospital, The Lodge, The former mortuary, the Nurses Home (South Bank House), No. 1 Oak Hill (Elmside) and No. 3 Oak Hill (Newlands). The main buildings all date from the 1930s, with some more modern additions, while No.s 1 and 3 Oak Hill pre-date the hospital and survive from the 19th century. The hospital was a close contemporary of modernist icons such as Highpoint I and the Bexhill Pavilion and although it is not of the same significance as those buildings it is of architectural merit. It was not a revolutionary building but it does demonstrate the gradual spread of modernist architectural influence into Britain. The building can perhaps be seen as something of a hybrid design with well executed modernist detailing and features such as curved corners, circular roof lights, port hole windows but it also has more traditional elements such as load bearing brick walls. The architectural competition for the 1930s hospital stipulated that the complex should be largely single storied and the low, horizontal character of the buildings is emphasised by features and detailing such as flat concrete roofs, long concrete and stone bands forming the lintels, sills and copings, horizontally set window panes and relatively thin bricks. The buildings are very much of their time and a fine example of the optimistic sentiment that was a characteristic of much inter-war architecture.
Project dates	Start: 31-05-2011 End: 04-07-2011
Previous/future work	Yes / Not known
Any associated project reference codes	SUR 11 - Sitecode
Any associated project reference codes	SUR 11 - Museum accession ID
Type of project	Building Recording
Site status	Conservation Area
Current Land use	Other 2 - In use as a building
Monument type	N/A None
Significant Finds	N/A None
Methods & techniques	'Annotated Sketch','Photographic Survey','Survey/Recording Of Fabric/Structure'
Prompt	Planning condition

Project location

Country	England
Site location	GREATER LONDON KINGSTON UPON THAMES SURBITON Surbiton Hospital
Study area	14400.00 Square metres
Site coordinates	TQ 1839 6714 51.3904284612 -0.298263109053 51 23 25 N 000 17 53 W Point

Project creators

Name of Organisation	Oxford Archaeology
Project brief originator	RPS Planning
Project design originator	Oxford Archaeology
Project director/manager	J. Gill
Project supervisor	D. Forde

Project archives

Physical Archive Exists?	No
Digital Archive recipient	Oxford Archaeology
Digital Archive ID	SUR 11
Digital Contents	'Stratigraphic'
Digital Media available	'Images raster / digital photography','Text'
Paper Archive recipient	Museum of London
Paper Archive ID	SUR 11
Paper Contents	'Stratigraphic'
Paper Media available	'Photograph','Plan','Report','Unpublished Text'

Project bibliography 1

Publication type	Grey literature (unpublished document/manuscript)
Title	Surbiton Hospital, Kingston upon Thames, London
Author(s)/Editor(s)	Forde, D
Date	2011
Issuer or publisher	Oxford Archaeology
Place of issue or publication	Oxford
Description	A4 bound client report

Entered by	Susan Rawlings (susan.rawlings@oxfordarch.co.uk)
Entered on	25 October 2011

OASIS:

Please e-mail English Heritage for OASIS help and advice
© ADS 1996-2006 Created by Jo Gilham and Jen Mitcham, email Last modified Friday 3 February 2006
Cite only: /d1/export/home/web/oasis/form/print.cfm for this page

Oxford Archaeology	**DIGITAL PHOTO RECORD SHEET**		**Black & White**	
Site Code: SUR 11	**Site Name:** Surbiton Hospital		**Film # 101**	
Date	**Shot Number**	**View**	**Context(s)**	**Initials**
	0		Main Hospital exterior	
31/05/11	**1**		Main entrance/East Courtyard	DF
31/05/11	**2**		Main entrance/East Courtyard	DF
31/05/11	**3**		Main entrance/East Courtyard	DF
31/05/11	**4**		Main entrance/East Courtyard	DF
31/05/11	**5**		Main entrance/East Courtyard	DF
31/05/11	**6**		Main entrance/East Courtyard	DF
31/05/11	**7**		South eastern corner ranges	DF
31/05/11	**8**		South eastern corner ranges	DF
31/05/11	**9**		South eastern corner ranges	DF
31/05/11	**10**		South eastern corner ranges	DF
31/05/11	**11**		Southern courtyard	DF
31/05/11	**12**		Southern courtyard	DF
31/05/11	**13**		Southern courtyard	DF
31/05/11	**14**		Southern courtyard	DF
31/05/11	**15**		Southern courtyard	DF
31/05/11	**16**		Southern courtyard	DF
31/05/11	**17**		Southern courtyard	DF
31/05/11	**18**		Southern courtyard	DF
31/05/11	**19**		Southern courtyard	DF
31/05/11	**20**		Planter	DF
31/05/11	**21**		South-Western courtyard	DF
31/05/11	**22**		South-Western courtyard	DF
31/05/11	**23**		South-Western courtyard	DF
31/05/11	**24**		South-Western courtyard	DF
31/05/11	**25**		Ranges at west side	DF
31/05/11	**26**		Ranges at west side	DF
31/05/11	**27**		Ranges at west side	DF
31/05/11	**28**		Ranges at west side	DF
31/05/11	**29**		Ranges at west side	DF
31/05/11	**30**		Ranges at west side	DF
31/05/11	**31**		Ranges at west side	DF
31/05/11	**32**		Ranges at west side	DF
31/05/11	**33**		Ranges at west side	DF
31/05/11	**34**		Ranges at west side	DF
31/05/11	**35**		Ranges at west side	DF
31/05/11	**36**		Ranges at west side	DF
31/05/11	**37**		Ranges at west side	DF

Oxford Archaeology	DIGITAL PHOTO RECORD SHEET	Black & White
Site Code: SUR 11	**Site Name:** Surbiton Hospital	**Film # 102**

Date	Shot Number	View	Context(s)	Initials
	0		Main Hospital exterior	DF
31/05/11	**1**		Ranges on north side of hospital	DF
31/05/11	**2**		Ranges on north side of hospital	DF
31/05/11	**3**		Ranges on north side of hospital	DF
31/05/11	**4**		Ranges on north side of hospital	DF
31/05/11	**5**		Ranges on north side of hospital	DF
31/05/11	**6**		Ranges on north side of hospital	DF
31/05/11	**7**		Ranges on north side of hospital	DF
31/05/11	**8**		Ranges on north side of hospital	DF
31/05/11	**9**		Ranges on north side of hospital	DF
31/05/11	**10**		Later blocks at south east end of north east range	DF
31/05/11	**11**		Later blocks at south east end of north east range	DF
31/05/11	**12**		Later blocks at south east end of north east range	DF
31/05/11	**13**		Later blocks at south east end of north east range	DF
31/05/11	**14**		Later blocks at south east end of north east range	DF
31/05/11	**15**		No1 Oakhill exterior	DF
31/05/11	**16**		No1 Oakhill exterior	DF
31/05/11	**17**		No1 Oakhill exterior	DF
31/05/11	**18**		No1 Oakhill exterior	DF
31/05/11	**19**		No1 Oakhill exterior	DF
31/05/11	**20**		No1 Oakhill exterior	DF
31/05/11	**21**		No1 Oakhill exterior	DF
31/05/11	**22**		No1 Oakhill exterior	DF
31/05/11	**23**		South Bank House exterior	DF
31/05/11	**24**		South Bank House exterior	DF
31/05/11	**25**		South Bank House exterior	DF
31/05/11	**26**		South Bank House exterior	DF
31/05/11	**27**		South Bank House exterior	DF
31/05/11	**28**		South Bank House exterior	DF
31/05/11	**29**		Front details of main hospital	DF
31/05/11	**30**		Front details of main hospital	DF
31/05/11	**31**		Front details of main hospital	DF
31/05/11	**32**		Front details of main hospital	DF
31/05/11	**33**		Front details of main hospital	DF
31/05/11	**34**		Front details of main hospital	DF
31/05/11	**35**		Front details of main hospital	DF
31/05/11	**36**		Front details of main hospital	DF
31/05/11	**37**		Front details of main hospital	DF

Oxford Archaeology	DIGITAL PHOTO RECORD SHEET	Black & White
Site Code: SUR 11	**Site Name:** Surbiton Hospital	**Film # 103**

Date	Shot Number	View	Context(s)	Initials
	0			DF
31/05/11	**1**		Main hospital interior Ground Floor	DF
31/05/11	**2**		Main hospital interior Ground Floor	DF
31/05/11	**3**		Main hospital interior Ground Floor	DF
31/05/11	**4**		Main hospital interior Ground Floor	DF
31/05/11	**5**		Main hospital interior Ground Floor	DF
31/05/11	**6**		Main hospital interior Ground Floor	DF
31/05/11	**7**		Main hospital interior Ground Floor	DF
31/05/11	**8**		Main hospital interior Ground Floor	DF
31/05/11	**9**		Main hospital interior Ground Floor	DF
31/05/11	**10**		Main hospital interior Ground Floor	DF
31/05/11	**11**		Main hospital interior Ground Floor	DF
31/05/11	**12**		Main hospital interior Ground Floor	DF
31/05/11	**13**		Main hospital interior Ground Floor	DF
31/05/11	**14**		Main hospital interior Ground Floor	DF
31/05/11	**15**		Main hospital interior Ground Floor	DF
31/05/11	**16**		Main hospital interior Ground Floor	DF
31/05/11	**17**		Main hospital interior Ground Floor	DF
31/05/11	**18**		Main hospital interior Ground Floor	DF
31/05/11	**19**		Main hospital interior Ground Floor	DF
31/05/11	**20**		Main hospital interior Ground Floor	DF
31/05/11	**21**		Main hospital interior Ground Floor	DF
31/05/11	**22**		Main hospital interior Ground Floor	DF
31/05/11	**23**		Main hospital interior Ground Floor	DF
31/05/11	**24**		Main hospital interior Ground Floor	DF
31/05/11	**25**		Main hospital interior Ground Floor	DF
31/05/11	**26**		Main hospital interior Ground Floor	DF
31/05/11	**27**		Main hospital interior Ground Floor	DF
31/05/11	**28**		Main hospital interior Ground Floor	DF
31/05/11	**29**		Main hospital interior Ground Floor	DF
31/05/11	**30**		Main hospital interior Ground Floor	DF
31/05/11	**31**		Main hospital interior Ground Floor	DF
31/05/11	**32**		Main hospital interior Ground Floor	DF
31/05/11	**33**		Main hospital interior Ground Floor	DF
31/05/11	**34**		Main hospital interior Ground Floor	DF
31/05/11	**35**		Main hospital interior Ground Floor	DF
31/05/11	**36**		Main hospital interior Ground Floor	DF
31/05/11	**37**		Main hospital interior Ground Floor	DF

Oxford Archaeology	DIGITAL PHOTO RECORD SHEET	Black & White
Site Code: SUR 11	**Site Name:** Surbiton Hospital	**Film # 104**

Date	Shot Number	View	Context(s)	Initials
	0			
01/06/11	**1**		The Lodge exterior	DF
01/06/11	**2**		The Lodge exterior	DF
01/06/11	**3**		The Lodge exterior	DF
01/06/11	**4**		The Lodge exterior	DF
01/06/11	**5**		The Lodge exterior	DF
01/06/11	**6**		The Lodge exterior	DF
01/06/11	**7**		Main hospital- First Floor rooms	DF
01/06/11	**8**		Main hospital- First Floor rooms	DF
01/06/11	**9**		Main hospital- First Floor rooms	DF
01/06/11	**10**		Main hospital- First Floor rooms	DF
01/06/11	**11**		Main hospital- First Floor rooms	DF
01/06/11	**12**		Main hospital- First Floor rooms	DF
01/06/11	**13**		Main hospital- First Floor rooms	DF
01/06/11	**14**		Main hospital- First Floor rooms	DF
01/06/11	**15**		Main hospital- First Floor rooms	DF
01/06/11	**16**		Main hospital- First Floor rooms	DF
01/06/11	**17**		Main hospital- First Floor rooms	DF
01/06/11	**18**		Main hospital- First Floor rooms	DF
01/06/11	**19**		Main hospital- First Floor rooms	DF
01/06/11	**20**		Main hospital- First Floor rooms	DF
01/06/11	**21**		No 3 Oakhill exterior	DF
01/06/11	**22**		No 3 Oakhill exterior	DF
01/06/11	**23**		No 3 Oakhill exterior	DF
01/06/11	**24**		No 3 Oakhill exterior	DF
01/06/11	**25**		No 3 Oakhill exterior	DF
01/06/11	**26**		No 3 Oakhill exterior	DF
01/06/11	**27**		No 3 Oakhill exterior	DF
01/06/11	**28**		No 3 Oakhill exterior	DF
01/06/11	**29**		No 3 Oakhill exterior	DF
01/06/11	**30**		No 3 Oakhill exterior	DF
01/06/11	**31**		No 3 Oakhill exterior	DF
01/06/11	**32**		No 3 Oakhill exterior	DF
01/06/11	**33**		Former Mortuary	DF
01/06/11	**34**		Former Mortuary	DF
01/06/11	**35**		Former Mortuary	DF
01/06/11	**36**		Former Mortuary	DF
01/06/11	**37**		Former Mortuary	DF
	38			

Oxford Archaeology	**DIGITAL PHOTO RECORD SHEET**			**Black & White**
Site Code: SUR 11	**Site Name:** Surbiton Hospital			**Film # 105**
Date	**Shot Number**	**View**	**Context(s)**	**Initials**
	0		Main Hospital	
01/06/11	**1**		Main hospital- Interior Ground Floor- North eastern wing	JG
01/06/11	**2**		Main hospital- Interior Ground Floor- North eastern wing	JG
01/06/11	**3**		Main hospital- Interior Ground Floor- North eastern wing	JG
01/06/11	**4**		Main hospital- Interior Ground Floor- North eastern wing	JG
01/06/11	**5**		Main hospital- Interior Ground Floor- North eastern wing	JG
01/06/11	**6**		Main hospital- Interior Ground Floor- North eastern wing	JG
01/06/11	**7**		Main hospital- Interior Ground Floor- North eastern wing	JG
01/06/11	**8**		Main hospital- Interior Ground Floor- North eastern wing	JG
01/06/11	**9**		Main hospital- Interior Ground Floor- North eastern wing	JG
01/06/11	**10**		Main hospital- Interior Ground Floor- North eastern wing	JG
01/06/11	**11**		Main hospital- Interior Ground Floor- North eastern wing	JG
01/06/11	**12**		Main hospital- Interior Ground Floor- North eastern wing	JG
01/06/11	**13**		Main hospital- Interior Ground Floor- North eastern wing	JG
01/06/11	**14**		Main hospital- Interior Ground Floor- North eastern wing	JG
01/06/11	**15**		Main hospital- Interior Ground Floor- North eastern wing	JG
01/06/11	**16**		Main hospital- Interior Ground Floor- North eastern wing	JG
01/06/11	**17**		Main hospital- Interior Ground Floor- North eastern wing	JG
01/06/11	**18**		Main hospital- Interior Ground Floor- North eastern wing	JG
01/06/11	**19**		Main hospital- Interior Ground Floor-South western wing	JG
01/06/11	**20**		Main hospital- Interior Ground Floor- North eastern wing	JG
01/06/11	**21**		Main hospital- Interior Ground Floor- North eastern wing	JG
01/06/11	**22**		Main hospital- Interior Ground Floor- North eastern wing	JG
01/06/11	**23**		Main hospital- Interior Ground Floor- North eastern wing	JG
01/06/11	**24**		Main hospital- Interior Ground Floor- North eastern wing	JG
01/06/11	**25**		Main hospital- Interior Ground Floor- North eastern wing	JG
01/06/11	**26**		Main hospital- Interior Ground Floor- North eastern wing	JG
01/06/11	**27**		Main hospital- Interior Ground Floor- North eastern wing	JG
01/06/11	**28**		Main hospital- Interior Ground Floor- North eastern wing	JG
01/06/11	**29**		Main hospital- Interior Ground Floor- North eastern wing	JG
01/06/11	**30**		Main hospital- Interior Ground Floor- North eastern wing	JG
01/06/11	**31**		Main hospital- Interior Ground Floor- North eastern wing	JG
01/06/11	**32**		Main hospital- Interior Ground Floor- North eastern wing	JG
01/06/11	**33**		Main hospital- Interior Ground Floor- North eastern wing	JG
01/06/11	**34**		Main hospital- Interior Ground Floor- North eastern wing	JG
01/06/11	**35**		Main hospital- Interior Ground Floor- North eastern wing	JG
01/06/11	**36**		Main hospital- Interior Ground Floor- North eastern wing	JG
01/06/11	**37**		Main hospital- Interior Ground Floor- North eastern wing	JG
	38			

Oxford Archaeology	**DIGITAL PHOTO RECORD SHEET**	**Black & White**
Site Code: SUR 11	**Site Name:** Surbiton Hospital	**Film # 106**

Date	Shot Number	View	Context(s)	Initials
	0		Main Hospital	
01/06/11	**1**		Main hospital interior- south eastern rooms	JG
01/06/11	**2**		Main hospital interior- south eastern rooms	JG
01/06/11	**3**		Main hospital interior- south eastern rooms	JG
01/06/11	**4**		Main hospital interior- south eastern rooms	JG
01/06/11	**5**		Main hospital interior- south eastern rooms	JG
01/06/11	**6**		Main hospital interior- south eastern rooms	JG
01/06/11	**7**		Main hospital interior- south eastern rooms	JG
01/06/11	**8**		Main hospital interior- south eastern rooms	JG
01/06/11	**9**		Main hospital interior- south eastern rooms	JG
01/06/11	**10**		Main hospital interior- south eastern rooms	JG
01/06/11	**11**		Main hospital interior- south eastern rooms	JG
01/06/11	**12**		Main hospital interior- south eastern rooms	JG
01/06/11	**13**		Main hospital interior- south eastern rooms	JG
01/06/11	**14**		Main hospital interior- south eastern rooms	JG
01/06/11	**15**		Main hospital interior- south eastern rooms	JG
01/06/11	**16**		Main hospital interior- south eastern rooms	JG
01/06/11	**17**		Main hospital interior- south eastern rooms	JG
01/06/11	**18**		Main hospital interior- south eastern rooms	JG
01/06/11	**19**		Main hospital interior- south eastern rooms	JG
01/06/11	**20**		Main hospital interior- south eastern rooms	JG
01/06/11	**21**		Main hospital interior- south eastern rooms	JG
01/06/11	**22**		Main hospital interior- south eastern rooms	JG
01/06/11	**23**		Central Ground Floor rooms	JG
01/06/11	**24**		Central Ground Floor rooms	JG
01/06/11	**25**		Central Ground Floor rooms	JG
01/06/11	**26**		Central Ground Floor rooms	JG
01/06/11	**27**		Central Ground Floor rooms	JG
01/06/11	**28**		Central Ground Floor rooms	JG
01/06/11	**29**		Central Ground Floor rooms	JG
01/06/11	**30**		Central Ground Floor rooms	JG
01/06/11	**31**		Central Ground Floor rooms	JG
01/06/11	**32**		Central Ground Floor rooms	JG
01/06/11	**33**		Central Ground Floor rooms	JG
01/06/11	**34**		Central Ground Floor rooms	JG
01/06/11	**35**		Central Ground Floor rooms	JG
01/06/11	**36**		Central Ground Floor rooms	JG
	37			
	38			

Oxford Archaeology	**DIGITAL PHOTO RECORD SHEET**			**Black & White**
Site Code: SUR 11	**Site Name:** Surbiton Hospital			**Film # 107**
Date	**Shot Number**	**View**	**Context(s)**	**Initials**
	0		Main Hospital	
01/06/11	**1**		Main hospital- Ground Floor interior	JG
01/06/11	**2**		Main hospital- Ground Floor interior	JG
01/06/11	**3**		Main hospital- Ground Floor interior	JG
01/06/11	**4**		Main hospital- Ground Floor interior	JG
01/06/11	**5**		Main hospital- Ground Floor interior	JG
01/06/11	**6**		Main hospital- Ground Floor interior	JG
01/06/11	**7**		Main hospital- Ground Floor interior	JG
01/06/11	**8**		Main hospital- Ground Floor interior	JG
01/06/11	**9**		Main hospital- Ground Floor interior	JG
01/06/11	**10**		Main hospital- Ground Floor interior	JG
01/06/11	**11**		Main hospital- Ground Floor interior	JG
01/06/11	**12**		Main hospital- Ground Floor interior	JG
01/06/11	**13**		Main hospital- Ground Floor interior	JG
01/06/11	**14**		Main hospital- Ground Floor interior	JG
01/06/11	**15**		Main hospital- Ground Floor interior	JG
01/06/11	**16**		Exterior- views of western courtyard ranges	JG
01/06/11	**17**		Exterior- views of western courtyard ranges	JG
01/06/11	**18**		Exterior- views of western courtyard ranges	JG
01/06/11	**19**		Exterior- views of western courtyard ranges	JG
01/06/11	**20**		Exterior- views of western courtyard ranges	JG
01/06/11	**21**		Exterior- views of western courtyard ranges	JG
01/06/11	**22**		Exterior- views of western courtyard ranges	JG
01/06/11	**23**		Exterior- views of western courtyard ranges	JG
01/06/11	**24**		Exterior- views of western courtyard ranges	JG
01/06/11	**25**		Exterior- views of western courtyard ranges	JG
01/06/11	**26**		Exterior- views of western courtyard ranges	JG
01/06/11	**27**		Exterior- views of western courtyard ranges	JG
01/06/11	**28**		Exterior- views of western courtyard ranges	JG
01/06/11	**29**		Exterior- views of western courtyard ranges	JG
01/06/11	**30**		Exterior- views of western courtyard ranges	JG
	31			
	32			
	33			
	34			
	35			
	36			
	37			
	38			

Oxford Archaeology	**DIGITAL PHOTO RECORD SHEET**			**Black & White**
Site Code: SUR 11	**Site Name:** Surbiton Hospital			**Film # 108**
Date	**Shot Number**	**View**	**Context(s)**	**Initials**
	0		Main Hospital	
20/06/11	**1**		Main Hospital- south eastern exterior	DF
20/06/11	**2**		Main Hospital- south eastern exterior	DF
20/06/11	**3**		Main Hospital- south eastern exterior	DF
20/06/11	**4**		Main Hospital- south eastern exterior	DF
20/06/11	**5**		Main Hospital- south eastern exterior	DF
20/06/11	**6**		Interior north east wing- Operating theatre rooms	DF
20/06/11	**7**		Interior north east wing- Operating theatre rooms	DF
20/06/11	**8**		Interior north east wing- Operating theatre rooms	DF
20/06/11	**9**		Interior north east wing- Operating theatre rooms	DF
20/06/11	**10**		Interior north east wing- Operating theatre rooms	DF
20/06/11	**11**		Interior north east wing- Operating theatre rooms	DF
20/06/11	**12**		Interior north east wing- Operating theatre rooms	DF
20/06/11	**13**		Interior north east wing- Operating theatre rooms	DF
20/06/11	**14**		Interior north east wing- Operating theatre rooms	DF
20/06/11	**15**		Interior north east wing- Operating theatre rooms	DF
20/06/11	**16**		Interior north east wing- Operating theatre rooms	DF
20/06/11	**17**		Interior north east wing- Operating theatre rooms	DF
20/06/11	**18**		Interior north east wing- Operating theatre rooms	DF
20/06/11	**19**		Interior north east wing- Operating theatre rooms	DF
20/06/11	**20**		Interior north east wing- Operating theatre rooms	DF
20/06/11	**21**		Interior north east wing- X-ray rooms	DF
20/06/11	**22**		Interior north east wing- X-ray rooms	DF
20/06/11	**23**		Interior north east wing- X-ray rooms	DF
20/06/11	**24**		Interior north east wing- X-ray rooms	DF
20/06/11	**25**		Interior north east wing- X-ray rooms	DF
20/06/11	**26**		Interior north east wing- X-ray rooms	DF
20/06/11	**27**		Interior north east wing- X-ray rooms	DF
20/06/11	**28**		Interior north east wing- X-ray rooms	DF
20/06/11	**29**		Interior north east wing- X-ray rooms	DF
20/06/11	**30**		Interior north east wing- X-ray rooms	DF
20/06/11	**31**		Interior north east wing- X-ray rooms	DF
20/06/11	**32**		Interior north east wing- X-ray rooms	DF
20/06/11	**33**		Interior north east wing- X-ray rooms	DF
20/06/11	**34**		Interior north east wing- X-ray rooms	DF
20/06/11	**35**		Interior north east wing- Dressing rooms	DF
20/06/11	**36**		Interior north east wing- Dressing rooms	DF
20/06/11	**37**		Interior north east wing- Dressing rooms	DF
	38			

Oxford Archaeology	DIGITAL PHOTO RECORD SHEET	Black & White
Site Code: SUR 11	**Site Name:** Surbiton Hospital	**Film # 109**

Date	Shot Number	View	Context(s)	Initials
	0		Main Hospital	
20/06/11	**1**		Interior north east wing- Dressing rooms	DF
20/06/11	**2**		Interior north east wing- Dressing rooms	DF
20/06/11	**3**		Interior north east wing- Corridor	DF
20/06/11	**4**		Interior north east wing- Corridor	DF
20/06/11	**5**		Interior main axis- Dispensary	DF
20/06/11	**6**		Interior main axis- Dispensary	DF
20/06/11	**7**		Interior main axis- Administrative rooms	DF
20/06/11	**8**		Interior main axis- Administrative rooms	DF
20/06/11	**9**		Interior main axis- Administrative rooms	DF
20/06/11	**10**		Interior main axis- Administrative rooms	DF
20/06/11	**11**		Interior main axis- Administrative rooms	DF
20/06/11	**12**		Interior main axis- Administrative rooms	DF
20/06/11	**13**		Interior main axis- Administrative rooms	DF
20/06/11	**14**		Interior main axis- Administrative rooms	DF
20/06/11	**15**		Interior main axis- Administrative rooms	DF
20/06/11	**16**		Interior main axis- Administrative rooms	DF
20/06/11	**17**		Interior main axis- Administrative rooms	DF
20/06/11	**18**		Interior main axis- Administrative rooms	DF
20/06/11	**19**		Interior main axis- Administrative rooms	DF
20/06/11	**20**		Interior main axis- Administrative rooms	DF
20/06/11	**21**		Interior main axis- Administrative rooms	DF
20/06/11	**22**		Interior main axis- Administrative rooms	DF
20/06/11	**23**		Interior kitchen block	DF
20/06/11	**24**		Interior kitchen block	DF
20/06/11	**25**		Interior kitchen block	DF
20/06/11	**26**		Interior kitchen block	DF
20/06/11	**27**		Interior kitchen block	DF
20/06/11	**28**		Interior kitchen block	DF
20/06/11	**29**		Interior kitchen block	DF
20/06/11	**30**		Interior kitchen block	DF
20/06/11	**31**		Interior south west wing- storage room	DF
20/06/11	**32**		Interior south west wing- storage room	DF
20/06/11	**33**		Interior kitchen block	DF
20/06/11	**34**		Interior kitchen block	DF
20/06/11	**35**		Interior kitchen block	DF
20/06/11	**36**		Interior kitchen block	DF
20/06/11	**37**		Interior kitchen block	DF
	38			

Oxford Archaeology	**DIGITAL PHOTO RECORD SHEET**			**Black & White**
Site Code: SUR 11	**Site Name:** Surbiton Hospital			**Film # 110**
Date	**Shot Number**	**View**	**Context(s)**	**Initials**
	0		Main Hospital	DF
20/06/11	**1**		South west wing- bathroom and therapy rooms	DF
20/06/11	**2**		South west wing- bathroom and therapy rooms	DF
20/06/11	**3**		South west wing- bathroom and therapy rooms	DF
20/06/11	**4**		South west wing- bathroom and therapy rooms	DF
20/06/11	**5**		South west wing- bathroom and therapy rooms	DF
20/06/11	**6**		South west wing- bathroom and therapy rooms	DF
20/06/11	**7**		South west wing- bathroom and therapy rooms	DF
			No 1 Oakhill	T
20/06/11	**8**		Interior	DF
20/06/11	**9**		Interior	DF
20/06/11	**10**		Interior	DF
20/06/11	**11**		Interior	DF
20/06/11	**12**		Interior	DF
20/06/11	**13**		Interior	DF
20/06/11	**14**		Interior	DF
20/06/11	**15**		Interior	DF
20/06/11	**16**		Interior	DF
20/06/11	**17**		Interior	DF
20/06/11	**18**		Interior	DF
20/06/11	**19**		Interior	DF
20/06/11	**20**		Interior	DF
20/06/11	**21**		Interior	DF
20/06/11	**22**		Interior	DF
20/06/11	**23**		Interior	DF
20/06/11	**24**		Interior	DF
20/06/11	**25**		Interior	DF
20/06/11	**26**		Interior	DF
20/06/11	**27**		Interior	DF
20/06/11	**28**		Interior	DF
20/06/11	**29**		Interior	DF
20/06/11	**30**		Interior	DF
20/06/11	**31**		Interior	DF
			The Lodge	
20/06/11	**32**		Interior Ground Floor	DF
20/06/11	**33**		Interior Ground Floor	DF
20/06/11	**34**		Interior Ground Floor	DF
20/06/11	**35**		Interior Ground Floor	DF
20/06/11	**36**		Interior Ground Floor	DF
20/06/11	**37**		Interior Ground Floor	DF
	38			

Oxford Archaeology	**DIGITAL PHOTO RECORD SHEET**			**Black & White**
Site Code: SUR 11	**Site Name:** Surbiton Hospital			**Film # 111**
Date	**Shot Number**	**View**	**Context(s)**	**Initials**
	0		The Lodge	DF
20/06/11	**1**		Interior Ground Floor	DF
20/06/11	**2**		Interior Ground Floor	DF
20/06/11	**3**		Interior Ground Floor	DF
20/06/11	**4**		Interior First Floor	DF
20/06/11	**5**		Interior First Floor	DF
20/06/11	**6**		Interior First Floor	DF
20/06/11	**7**		Interior First Floor	DF
20/06/11	**8**		Interior First Floor	DF
20/06/11	**9**		Interior First Floor	DF
20/06/11	**10**		Interior First Floor	DF
20/06/11	**11**		Interior First Floor	DF
20/06/11	**12**		Interior First Floor	DF
20/06/11	**13**		Interior First Floor	DF
			Main Hospital	
20/06/11	**14**		South west wing- therapy room	DF
20/06/11	**15**		South west wing- therapy room	DF
20/06/11	**16**		South west wing- bathroom	DF
20/06/11	**17**		South west wing- private room	DF
20/06/11	**18**		South west wing- private room	DF
20/06/11	**19**		South west wing- private room	DF
20/06/11	**20**		South west wing- private room	DF
20/06/11	**21**		South west wing- private room	DF
20/06/11	**22**		South west wing- private room	DF
20/06/11	**23**		South west wing- private room	DF
20/06/11	**24**		South west wing- private room	DF
20/06/11	**25**		South west wing- private room	DF
20/06/11	**26**		South west wing- private room	DF
20/06/11	**27**		South west wing- private room	DF
20/06/11	**28**		South west wing- private room	DF
20/06/11	**29**		South west wing- private room	DF
20/06/11	**30**		South west wing- private room	DF
20/06/11	**31**		First Floor- Administrative rooms	DF
20/06/11	**32**		First Floor- Administrative rooms	DF
20/06/11	**33**		First Floor- Administrative rooms	DF
20/06/11	**34**		First Floor- Administrative rooms	DF
20/06/11	**35**		First Floor- Administrative rooms	DF
20/06/11	**36**		First Floor- Administrative rooms	DF
20/06/11	**37**		First Floor- Administrative rooms	DF
	38			

Oxford Archaeology	**DIGITAL PHOTO RECORD SHEET**	**Black & White**
Site Code: SUR 11	**Site Name:** Surbiton Hospital	**Film # 112**

Date	Shot Number	View	Context(s)	Initials
	0		Mortuary Unit	DF
27/06/11	**1**		Interior- Storage room	DF
27/06/11	**2**		Interior- Storage room	DF
			Main Hospital	
27/06/11	**3**		Main Axis- Ground Floor	DF
27/06/11	**4**		North east wing corridor	DF
27/06/11	**5**		North east wing corridor	DF
27/06/11	**6**		Main Axis- Ground Floor WC	DF
27/06/11	**7**		Main Axis- Ground Floor WC	DF
27/06/11	**8**		Main Axis- Ground Floor staff room	DF
27/06/11	**9**		Main Axis- Ground Floor staff room	DF
27/06/11	**10**		South west wing- treatment room	DF
27/06/11	**11**		South west wing- waiting room	DF
27/06/11	**12**		South west wing- storage room	DF
27/06/11	**13**		South west wing- storage room	DF
27/06/11	**14**		South west wing- corridor	DF
27/06/11	**15**		South west wing- bathroom	DF
27/06/11	**16**		South west wing- bathroom	DF
27/06/11	**17**		South west wing- bathroom	DF
27/06/11	**18**		South west wing- bathroom	DF
27/06/11	**19**		South west wing- kitchen	DF
27/06/11	**20**		South west wing- treatment room	DF
27/06/11	**21**		South west wing- treatment room	DF
27/06/11	**22**		South west wing- treatment room	DF
27/06/11	**23**		South west wing- treatment room	DF
27/06/11	**24**		South west wing- treatment room	DF
27/06/11	**25**		South west wing- treatment room	DF
27/06/11	**26**		South west wing- treatment room	DF
27/06/11	**27**		South west wing- treatment room	DF
27/06/11	**28**		South west wing- treatment room	DF
27/06/11	**29**		South west wing- treatment room	DF
27/06/11	**30**		South west wing- treatment room	DF
27/06/11	**31**		South west wing- treatment room	DF
27/06/11	**32**		South west wing- Storage area	DF
27/06/11	**33**		South west wing- Storage area	DF
27/06/11	**34**		South west wing- windows in corridor	DF
27/06/11	**35**		South west wing- Office	DF
27/06/11	**36**		South west wing- Office	DF
27/06/11	**37**		South west wing- Office	DF
	38			

Oxford Archaeology	**DIGITAL PHOTO RECORD SHEET**	**Black & White**
Site Code: SUR 11	**Site Name:** Surbiton Hospital	**Film # 113**

Date	Shot Number	View	Context(s)	Initials
	0		South Bank House	
04/07/11	**1**		Exterior- south east elevation	DF
04/07/11	**2**		Exterior- south east elevation	DF
04/07/11	**3**		Exterior- south east elevation	DF
04/07/11	**4**		Exterior- south west elevation	DF
04/07/11	**5**		Exterior- north west elevation	DF
04/07/11	**6**		Exterior- south west elevation of extension	DF
04/07/11	**7**		Exterior- north west elevation of exterior	DF
04/07/11	**8**		Exterior- north west elevation	DF
04/07/11	**9**		Interior- Ground Floor Corridor	DF
04/07/11	**10**		Interior- Ground Floor Corridor	DF
04/07/11	**11**		Interior- Ground Floor Corridor	DF
04/07/11	**12**		Interior- Ground Floor day room	DF
04/07/11	**13**		Interior- Ground Floor day room	DF
04/07/11	**14**		Interior- Ground Floor day room	DF
04/07/11	**15**		Interior- Ground Floor day room	DF
04/07/11	**16**		Interior- Ground Floor utility room	DF
04/07/11	**17**		Interior- Ground Floor utility room	DF
04/07/11	**18**		Interior- Ground Floor bathroom	DF
04/07/11	**19**		Interior- Ground Floor bathroom	DF
04/07/11	**20**		Interior- Ground Floor bedroom	DF
04/07/11	**21**		Interior- Ground Floor bedroom	DF
04/07/11	**22**		Interior- Ground Floor bedroom	DF
04/07/11	**23**		Interior- Ground Floor bedroom	DF
04/07/11	**24**		Interior- Ground Floor bedroom	DF
04/07/11	**25**		Interior- Ground Floor bedroom	DF
04/07/11	**26**		Interior- Ground Floor bedroom	DF
04/07/11	**27**		Interior- Ground Floor bedroom	DF
04/07/11	**28**		Interior- Ground Floor bedroom	DF
04/07/11	**29**		Interior- Ground Floor bedroom	DF
04/07/11	**30**		Interior- Ground Floor bedroom	DF
04/07/11	**31**		Interior- Ground Floor bedroom	DF
04/07/11	**32**		Interior- Ground Floor staff room	DF
04/07/11	**33**		Interior- Ground Floor staff room	DF
04/07/11	**34**		Interior- Ground Floor staff room	DF
04/07/11	**35**		Interior- Ground Floor bedroom	DF
04/07/11	**36**		Interior- Ground Floor bedroom	DF
04/07/11	**37**		Interior- Extension	DF
	38			

Oxford Archaeology	**DIGITAL PHOTO RECORD SHEET**			**Black & White**
Site Code: SUR 11	**Site Name:** Surbiton Hospital			**Film # 114**

Date	Shot Number	View	Context(s)	Initials
	0		South Bank House	
04/07/11	**1**		Interior- Extension	DF
04/07/11	**2**		Interior- Extension	DF
04/07/11	**3**		Interior- Extension	DF
04/07/11	**4**		Interior- Extension	DF
04/07/11	**5**		Interior- Extension	DF
04/07/11	**6**		Interior- Extension	DF
04/07/11	**7**		Interior- Extension	DF
04/07/11	**8**		Interior- Extension	DF
04/07/11	**9**		Interior- Extension	DF
04/07/11	**10**		Interior- Extension	DF
04/07/11	**11**		Interior- Extension	DF
04/07/11	**12**		Interior- Extension	DF
04/07/11	**13**		Interior- Ground Floor stairs	DF
04/07/11	**14**		Interior- Ground Floor stairs	DF
04/07/11	**15**		Interior- First Floor landing	DF
04/07/11	**16**		Interior- First Floor landing	DF
04/07/11	**17**		Interior- First Floor corridor	DF
04/07/11	**18**		Interior- First Floor staff room	DF
04/07/11	**19**		Interior- First Floor staff room	DF
04/07/11	**20**		Interior- First Floor bedroom	DF
04/07/11	**21**		Interior- First Floor bedroom	DF
04/07/11	**22**		Interior- First Floor bedroom	DF
04/07/11	**23**		Interior- First Floor bedroom	DF
04/07/11	**24**		Interior- First Floor bedroom	DF
04/07/11	**25**		Interior- First Floor bedroom	DF
04/07/11	**26**		Interior- First Floor bedroom	DF
04/07/11	**27**		Interior- First Floor bedroom	DF
04/07/11	**28**		Interior- First Floor bedroom	DF
04/07/11	**29**		Interior- First Floor bedroom	DF
04/07/11	**30**		Interior- First Floor bedroom	DF
04/07/11	**31**		Interior- First Floor bedroom	DF
04/07/11	**32**		Interior- First Floor bedroom	DF
04/07/11	**33**		Interior- First Floor bedroom	DF
04/07/11	**34**		Interior- First Floor bedroom	DF
04/07/11	**35**		Interior- First Floor bedroom	DF
04/07/11	**36**		Interior- First Floor bedroom	DF
04/07/11	**37**		Interior- First Floor corridor	DF

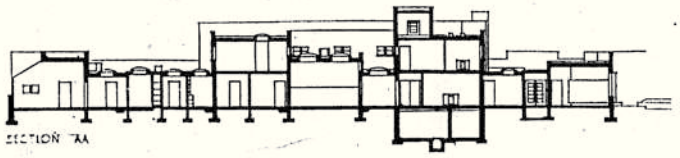

SECTION AA

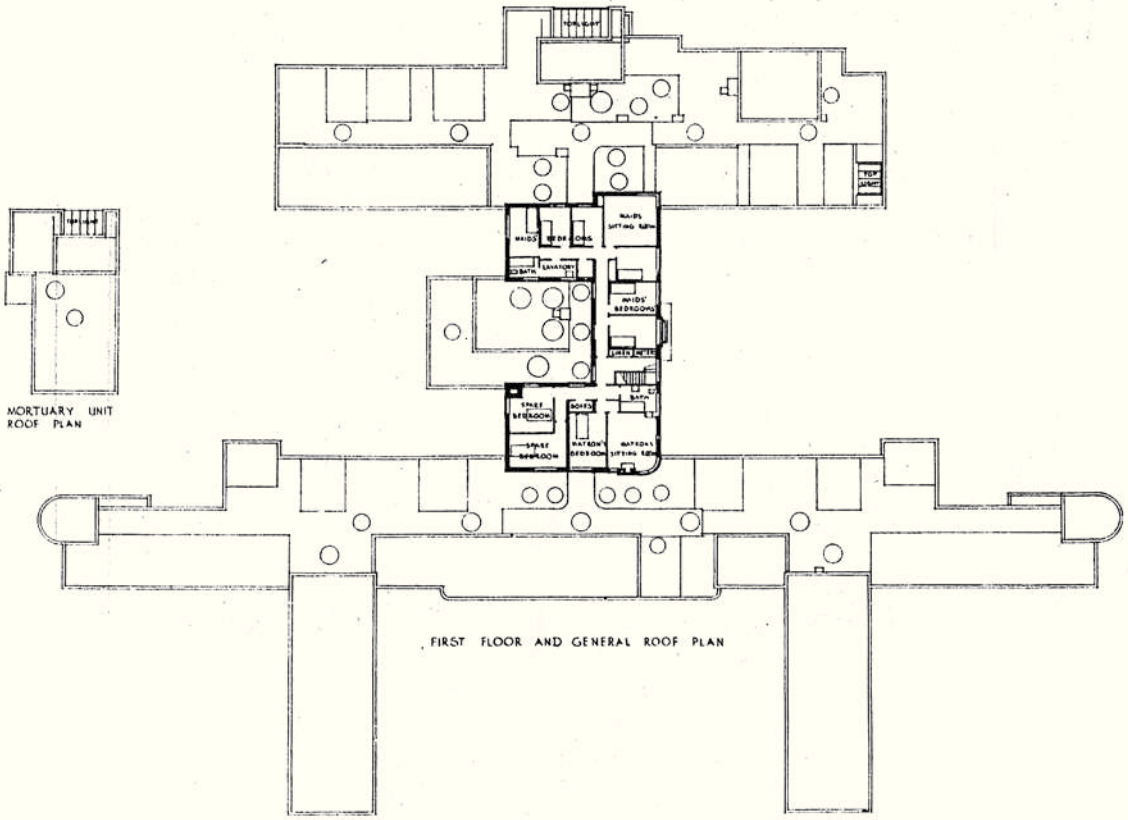

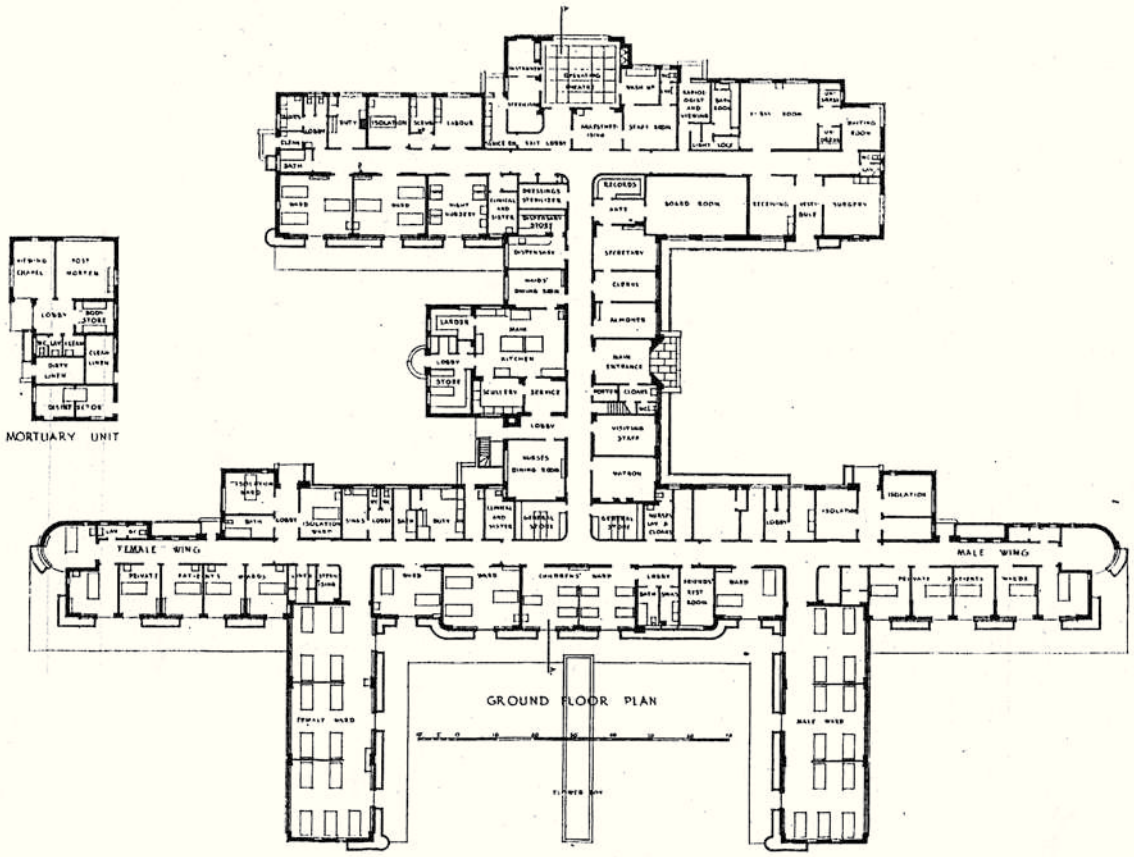

Surbiton Hospital. Architect: Wallace Marchment



The entrance front, showing the male ward block on the left.

HOSPITAL AT SURBITON, SURREY

Architect: Wallace Marchment, F.R.I.B.A.

It was not until after the Great War that the importance of the part played by fresh air and sunshine in the daily life of the community began to be generally appreciated. European architecture from 1918 to the present day shows the evolution of this "open-air" tendency and bears witness also to the fact that any idea, however excellent it may be in itself, can become absurd when over-emphasised to the exclusion of other relevant factors. The "all-glass" external walls to staircases with all the attendant troubles of heating and cleaning are just one instance of the many errors in this direction. Undoubtedly the requirements of fresh air and sunshine constitute two factors of the first importance in the consideration of any architectural project, but there are others that cannot be ignored—some, such as the function of the buildings, the climate, aspect, and subsoil do in fact dictate the limits of application of the first two factors. Many so-called "modern" buildings in this country exhibit only too clearly how fatal it is to emulate certain types of continental architecture without due consideration being given to the points enumerated above, and how important it is to study the architecture of other countries in close relation to local conditions and climate.

Under the stimulus of this movement towards a more open-air life, certain types of communal buildings have undergone a complete change of character. Nowhere is this more evident than in the present-day aspect of schools and hospitals. The grim, drab institutional type of buildings with gloomy and ugly interiors as represented by those of the previous generation are to-day replaced by attractive friendly facades and gay and inviting interiors. It would seem that health, amenity and beauty are conditions that receive

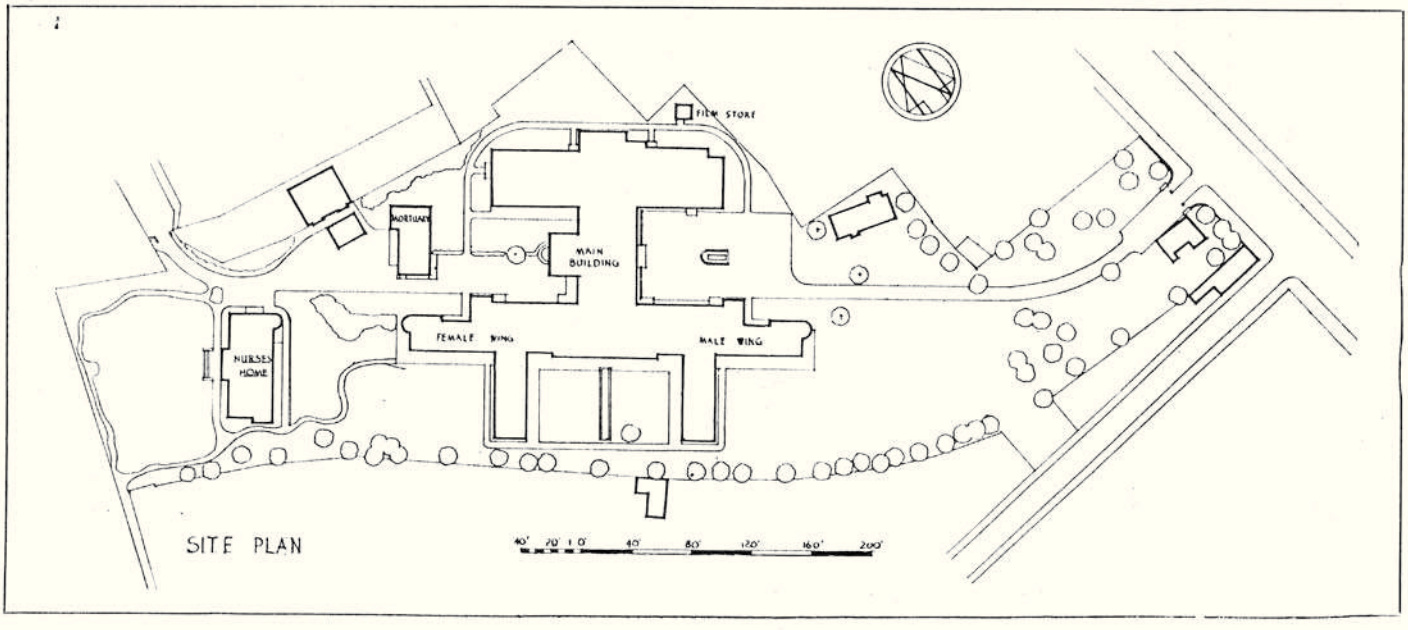



The female wing, with the separate mortuary unit on the left.



Terminal detail of the male wing.



The main entrance, showing the recess lined with Travertine slabs.

due consideration in contemporary architecture. In the recently completed hospital at Surbiton, Surrey, this new tradition is delightfully portrayed. The long low lines of the general mass, the extensive yet thoughtfully considered fenestration, together with the pleasant light-coloured bricks and stone dressings, give to the exterior that character and refinement reminiscent of the works of Dudok. This group of buildings represents the completion of a scheme which gained the first premium in an open competition held in 1933. Under the conditions laid down the major requirements were for a hospital of one storey to comprise:—(1) Patients' accommodation —male, female and children, with maternity units having a total number of 63 beds and cots; (2) Accommodation for administration, kitchen, X-ray, casualty, and operating units; (3) Nurses' home and mortuary—each a separate building.

Plan.—In form the plan is of the "aeroplane" type, with its main axis running N.E. and S.W. The larger portion to the S.W. contains the wards, with the kitchens, main entrance and several small administration rooms forming the connecting link between the main wards block and N.E. portion. This latter contains the operating theatre, X-ray department, casualty unit and certain special wards, together with the more important administration rooms. Both the mortuary and nurses' home are situated on the west side of the main group. The main entrance to the site is attractively laid out with a low brick walling and stone coping, surmounted by a stainless steel railing, which stops against the two brick piers with semi-circular ends (on plan)—one either side of the



A view of the court, between the two ward wings. The female wing is in the background.

main entrance drive. The buildings are set well back from the road.

Main Entrance, Court and Doorway.—The main entrance drive terminates in a wide forecourt, laid with York stone paving and graced by an attractively designed central feature comprising a light standard and flower boxes—the latter in light-toned bricks similar to those of the façades. The main entrance doorway is lined with travertine slabs of a colour to harmonise with the main walling, while the floor of the entrance hall is laid in precast terrazzo tiles to match the colour of the travertine.

Goods and Staff. — Goods and staff enter the site at the rear of the buildings, giving ready access to the kitchen unit. This rear entrance also provides for the entry of a hearse.

The Wards.—The main wards are of the parallel-bed type, with large sliding and folding windows to permit of maximum opening, while gear-operated fanlights provide for ventilation during bad weather conditions. These windows are of steel, and were specially designed for their purpose.

General Construction. — The external brick walls are weight-carrying —the brickwork being laid in cement mortar gauged with lime with slightly recessed joints and running five courses to the foot. Roofs and floors are of the hollow tile reinforced concrete type, and where special loadings occur, reinforced concrete beams have been introduced. The use of steel joists has been avoided wherever practicable. Internally the partitions are of hollow block in diatomaceous earth.

Roof Insulation and Finish. — Insulation against temperature changes has been provided to the roofs by a "blanket" of broken brick aggregate below the asphalte finish.

Lintols and Hoods to Openings.—The lintols are of concrete with hoods cantilevered from the lintols. All such projections above openings are lead flashed — the lead being carried up behind the first course of brickwork immediately above the concrete projection. This measure definitely ensures against the soakage of rain through the concrete to the interior of the building.

Sills and Copings.—These are in Portland stone.

Internal Finishes. — *Walls.* — Generally the walls are finished in enamelled plaster, with all internal angles coved. In the corridors terrazzo has been carried up to dado height with plaster above. White glazed wall tiles are used in the main kitchen up to architrave level of doors.

Floor Finishes.—Corridors, offices, and staff rooms are laid in compressed cork floor tiles.



The entrance lodge, which, like the main building, is in light-toned bricks.

Surbiton Hospital. Architect: Wallace Marchment





Two views of the nurses' home, which lies to the east of the main building. In the left-hand picture a portion of the female wing is included.

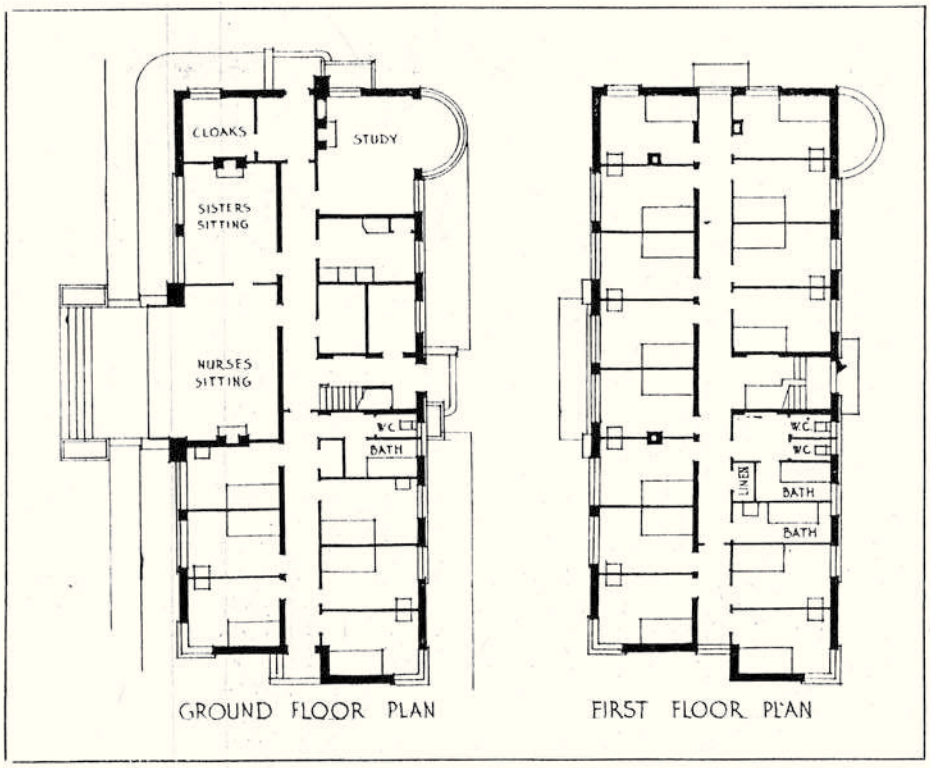

Ground and first floor plans of the nurses' home.

Wards. — Wood block flooring of Rhodesian teak has been used in the wards throughout.

Sanitary Units. — Terrazzo laid in situ.

Main Kitchen. — Precast hydraulically pressed terrazzo tiles provide a pleasant and serviceable floor in the main kitchen.

Architraves.—The problem of obtaining a satisfactory finish between the wall plaster and the flush door frames with the minimum of projection has been most satisfactorily solved in this hospital by the use of 1½ in. x ⅛ in. brass strip architraves with bevelled edges. Finished in smooth enamel paint, this architrave presents a neat and most effective finish.

Sanitary Fittings. —Practically no standard sanitary fittings have been used in this building—all sinks, closets, etc., being specially designed by the architect.

Heating and Hot Water.—The main heating is of the low pressure hot water type, with radiators below the windows. In addition, most of the wards (also most of the other rooms) have gas fires for auxiliary heating and cheerfulness—the fires in the main wards being electric units. Some of the staffrooms have coal fires. The boilers for the heating and hot water systems have solid-fuel fires mechanically stoked by automatic screw type, under-feed stokers. Both systems are accelerated by means of silent electrically driven pumps. Crawling-ducts below the main corridors allow of access to the service mains, and all branch pipes are concealed behind removable panels.

Call System. — An efficient call system for patients is provided by a series of red lights. These are placed over each patient's bed, above each ward door on the corridor side and in each ward duty room. By pressing a push button at the bedside the patient operates the relays which light the system, and provides a chain of lights readily traced by the staff. The lights remain on until the system is reset. This can only be done at the bedside of the patient concerned, thus ensuring attention to every call.

Electric Lighting. — Mains failure of the electric lighting is guarded against by an automatically controlled emergency battery, which is connected also to the shadowless lamp in the operating theatre. Another electric battery provides against failure in the electric clock system.

Radio Installation. — Headphones are provided to each patient's bed, with loud speakers in the staffrooms, and the whole installation is controlled by means of the receiver and amplifying apparatus in a built-in cupboard in the matron's office.

Cooking Services. — In the main kitchen solid fuel heat storage cookers have been installed, with a gas-operated soup boiler and a griller. Each ward duty room has a gas hot-closet and gas-operated grilling and boiling table. The food services to the wards is effected by means of electrically-heated trolleys. There is also a large cold storage room, having an electric compressor and ice-making machine.

Sterilisers. — In all wards and in the operating theatre and casualty surgery a complete sterilising equipment has been installed. The dressings are sterilised in large horizontal sterilisers, which are gas-heated.

Furniture. — Wherever practicable the furniture is built-in or fitted against the walls. Built-in wardrobes are provided in each private single bed ward, and in each nurse's and maid's bedroom, which are also provided with lavatory basins, mirrors and shelves.

Surbiton Hospital. Architect: Wallace Marchment

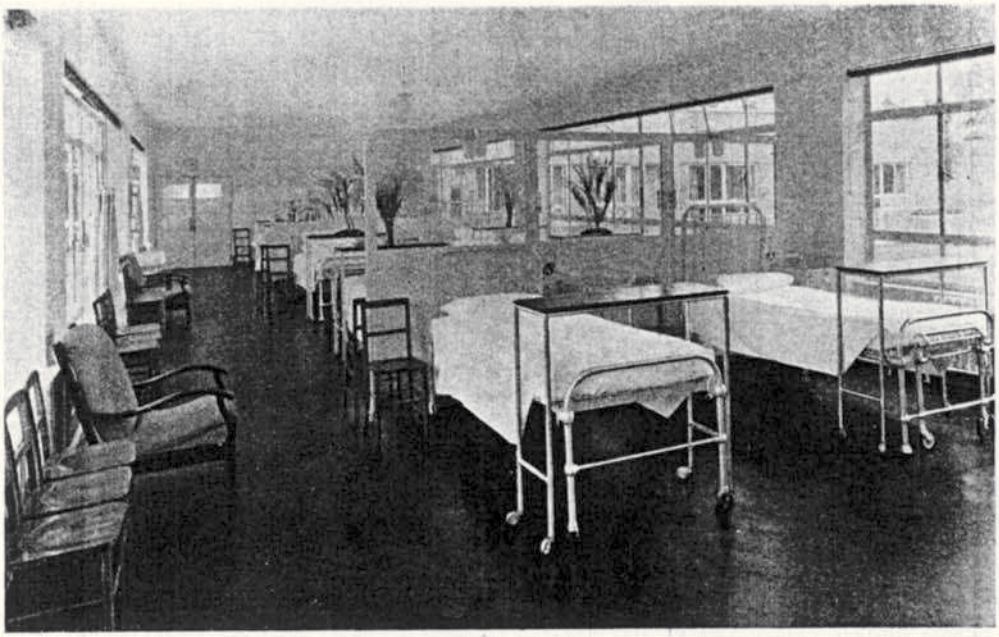

Interior of the male ward wing. The steel windows are of a specially designed type.

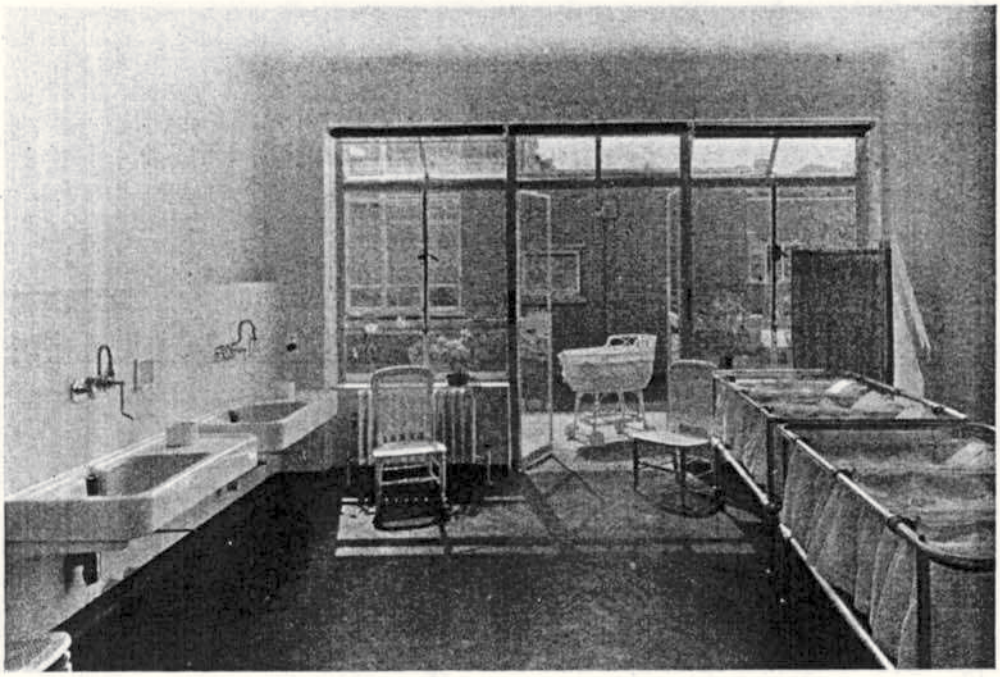

The night nursery, situated in the north-east wing.

SUB-CONTRACTORS AND SUPPLIERS:

GENERAL CONTRACTORS
Thorogood & Sons

HOLLOW TILE FLOORS, ROOFS, ETC.
Caxton Floors, Ltd.

BRICKS
London Brick Co., Ltd.

FACING BRICKS
Proctor & Lavender

PORTLAND STONE COPINGS
F. J. Barnes, Ltd.

ASPHALT ROOFING AND PAVINGS
Limmer & Trinidad Lake Asphalt Co., Ltd.

STEEL WINDOWS AND BED SCREENS
Crittall Manufacturing Co., Ltd.

SAUCER DOME LIGHTS
Luxfer, Ltd.

STERILISING PLANT
James Slater & Co. Ltd.
James L. Hatrick & Co. (London), Ltd.

STERILISING PLANT AND WARD EQUIPMENT
Surgical Manufacturing Co., Ltd.

X-RAY REVIEWING SCREENS IN OPERATING THEATRE
Baird & Tatlock (London), Ltd.

HEATING, HOT WATER AND VENTILATION, AUTOMATIC STOKERS (COLOSTAT)
James Slater & Co., Ltd.

ELECTRICAL INSTALLATION
Troughton & Young, Ltd.

SANITARY AND DRAINAGE FITTINGS
Doulton & Co., Ltd.

PLUMBING
J. D. Gattey & Son

RADIO INSTALLATION
News Chronicle

MARBLE WORK TO MAIN ENTRANCE DOOR
Fenning & Co., Ltd.

PLASTERING
W. A. Telling, Ltd.

WHITE GLAZED WALL TILING
Martin Van Straaten & Co.

TERRAZZO WORK AND MARBLE FIREPLACES
Art Pavements & Decorations, Ltd.

FLUSH DOORS, LEAD-LINED AND SLIDING DOORS IN X-RAY DEPARTMENT, ETC.
J. P. White & Sons, Ltd.

WOOD BLOCK FLOORING
Acme Flooring & Paving Co., Ltd.

KORKOID AND LINO FLOORING
Korkoid Decorative Floors, Ltd.

GLAZING
C. Clifford, Ltd.

GLASS
Pilkington Bros., Ltd.

RAILINGS TO BALCONIES, BRONZE ACCESS COVERS TO HEATING DUCTS
Birmingham Guild, Ltd.

GAS PIPE WORK, INCINERATOR
Wandsworth & District Gas Co.

PORTCULLIS GAS FIRES
Bratt Colbran, Ltd.

ESSE COOKERS
Smith & Wellstood, Ltd.

IRONMONGERY
James Gibbons, Ltd.

LEAD R.W. GOODS
J. L. Emms

SLIDING DOOR TRACK
P. C. Henderson, Ltd.

LIGHTNING CONDUCTOR
W. J. Furse & Co., Ltd.

CLOCK
General Electric Co., Ltd.

PAINT
Paripan, Ltd.

Surbiton Hospital. Architect: Wallace Marchment

Reproduced by permission of the Ordnance Survey on behalf of The Controller of Her Majesty's Stationary Office (c) Crown Copyright. 1996 All rights reserved. License No. AL 100005569

Figure 1: Site location

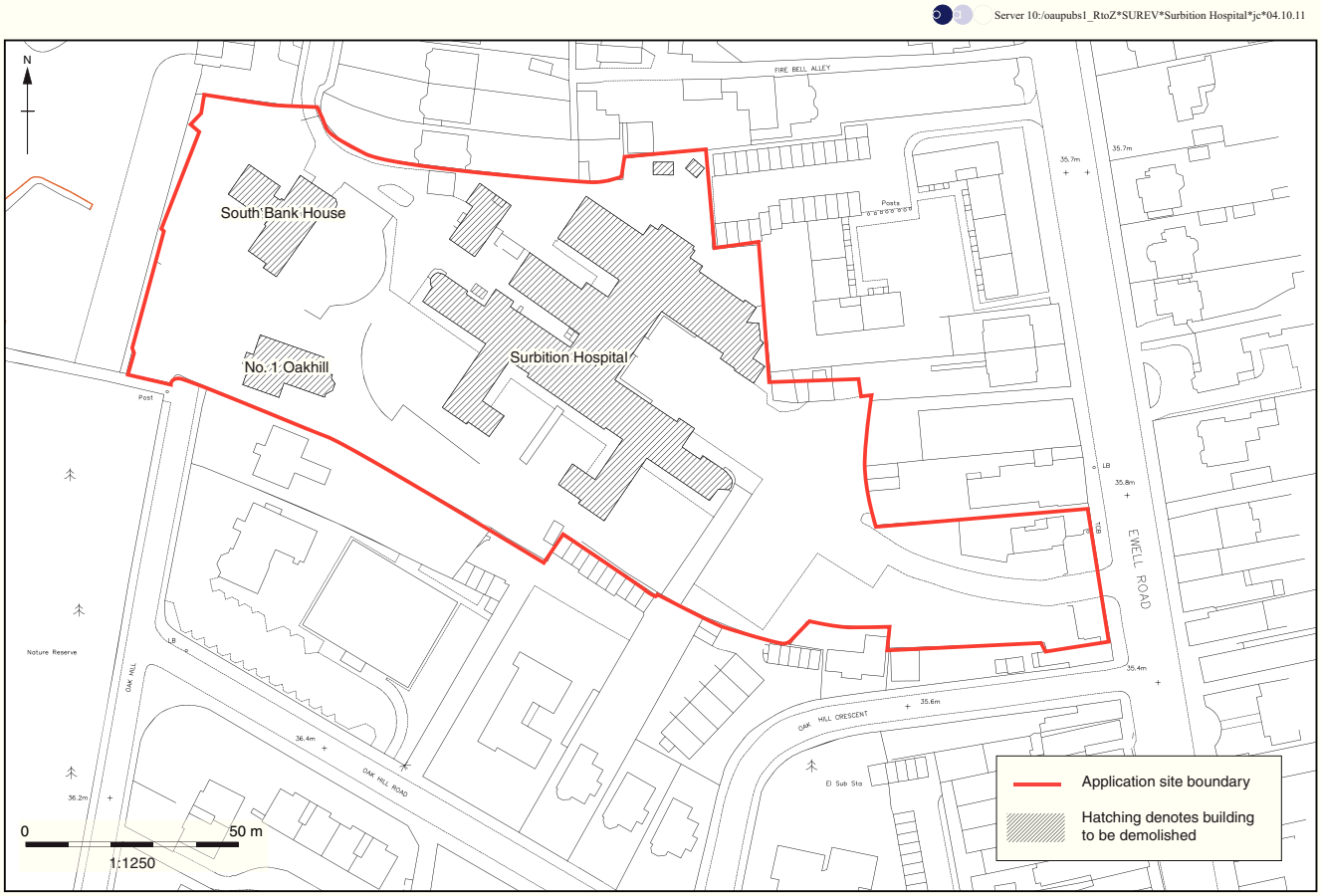

Figure 2: Site Plan

Server 10:/oaupubs1_RtoZ*SUREV*Surbition Hospital*jc*04.10.11

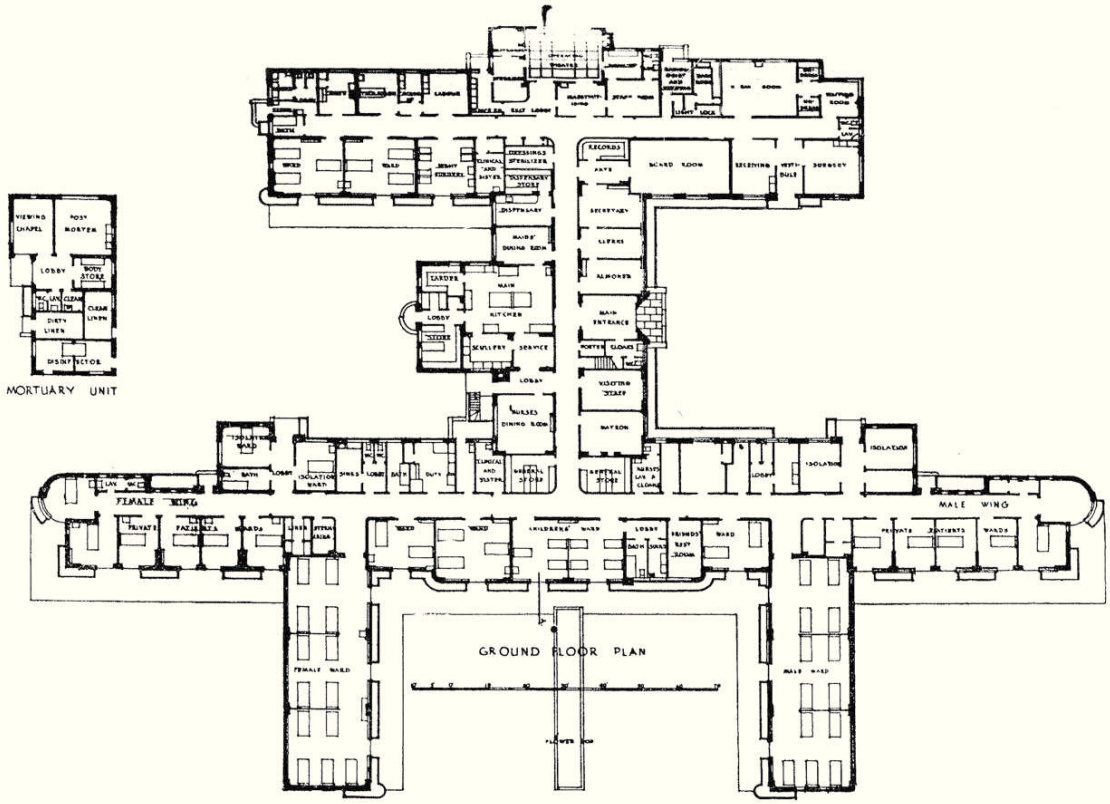

Figure 3: Historic Plan Ground Floor of main hospital

Server 10:/oaupubs1_RtoZ*SUREV*Surbition Hospital*mw*28.10.11

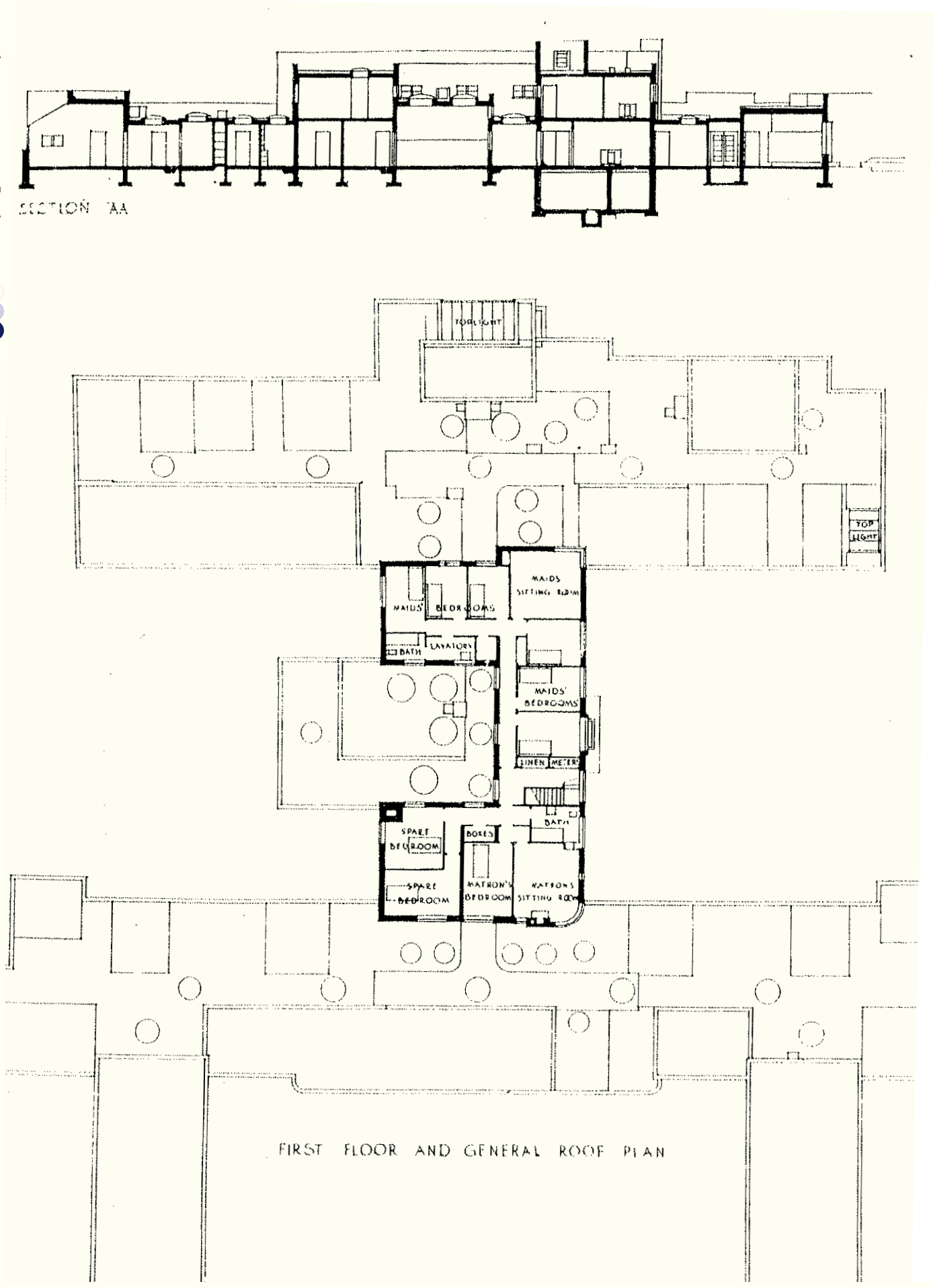

NOT TO SCALE

Figure 4: Historic Plan of First Floor of main hospital

Server 10:/oaupubs1_RtoZ*SUREV*Surbition Hospital*jc*04.10.11



Figure 5: Photo dating to the 1930s showing facade and male block on the left

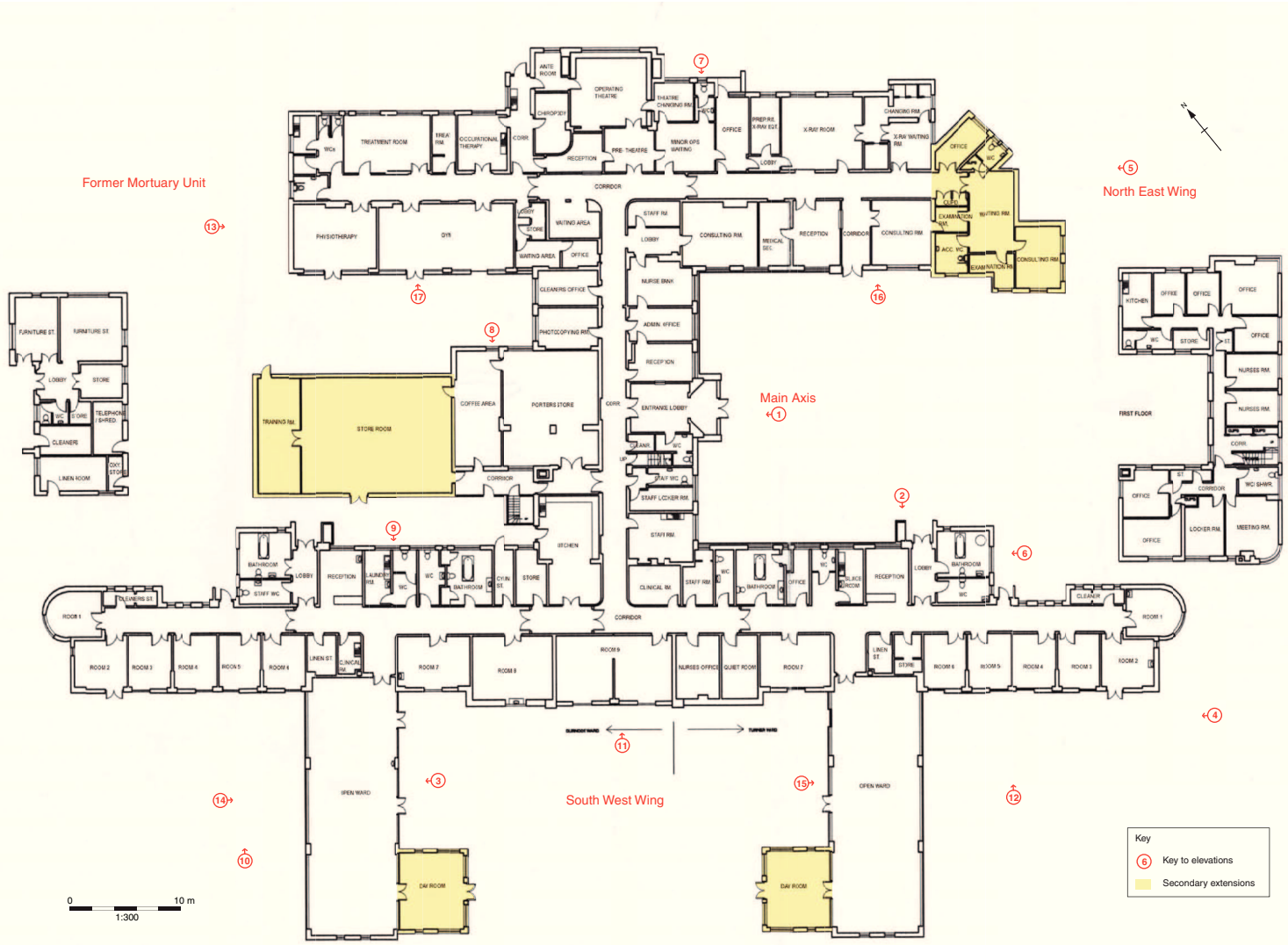

Taken from a drawing by Roberts Limerick Architects Ltd, drawing no PL021, 11 Oct 11

Figure 6: Ground and first floor plans of main hospital and mortuary unit

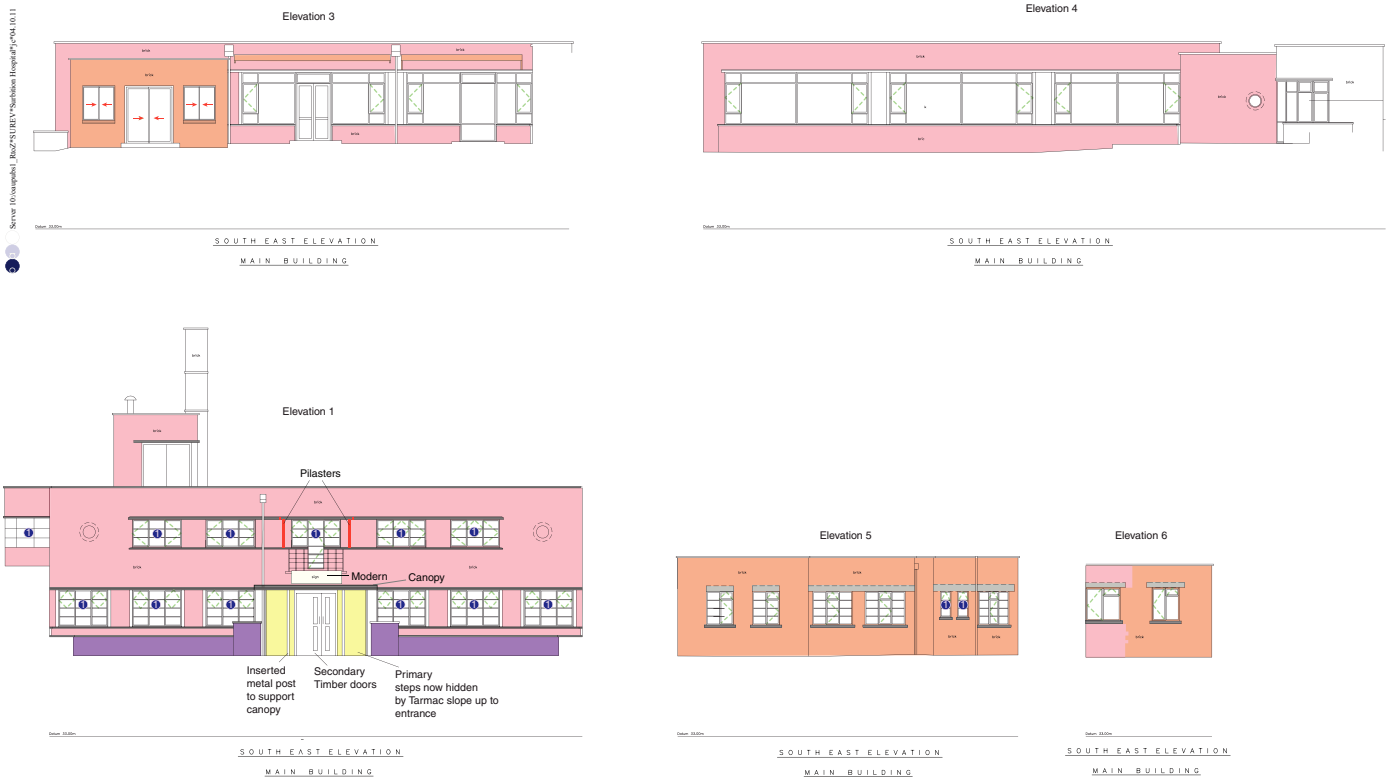

Taken from a drawing by Midland Survey Ltd, drawing no 13448MAIN/4, October 2010

Figure 7: Elevations of main hospital: south-east

Figure 8: Elevations of main hospital: south-west

Server 10:\vaupubs1_RioZ*SUREV*Surbition Hospital*jc*04.10.11

Server 10:/oaupubs1_RtoZ*SUREV*Surbition Hospital*jc*04.10.11

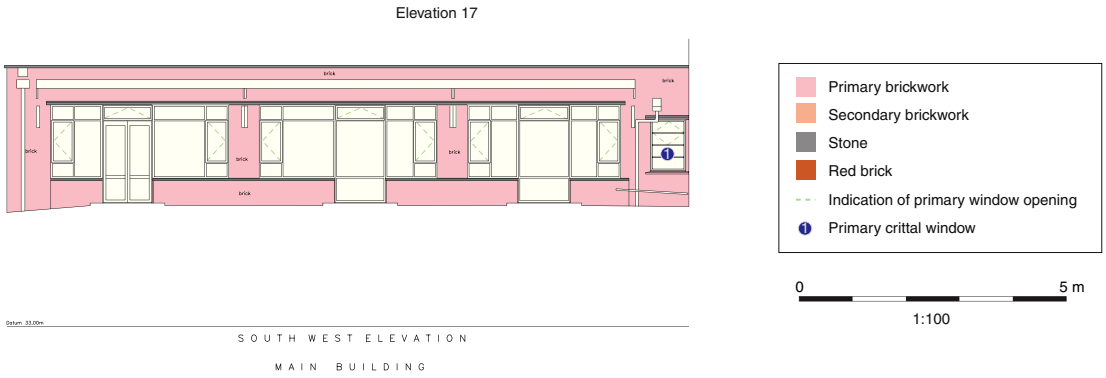

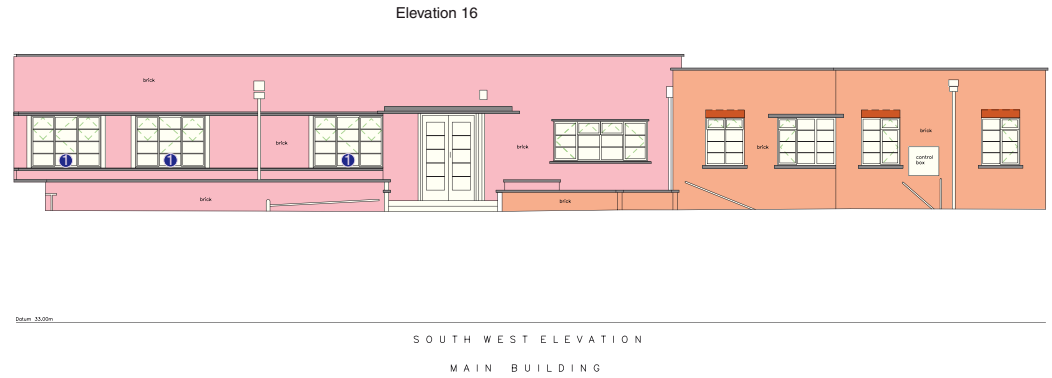

Taken from a drawing by Midland Survey Ltd, drawing no 13448MAIN/7, October 2010

Figure 9: Elevations of main hospital: south-west

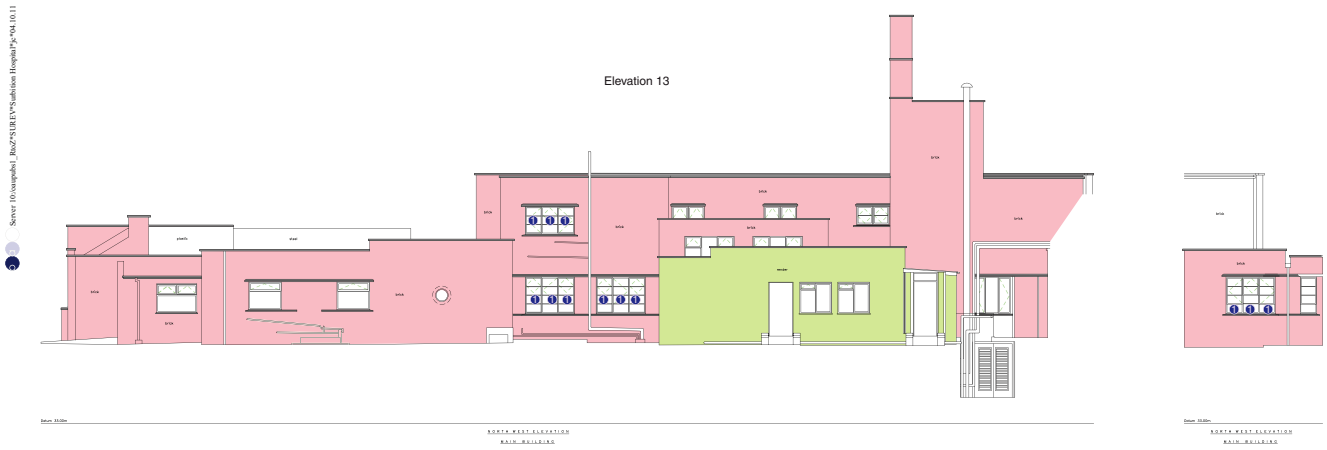

Figure 10: Elevations of main hospital: north-west

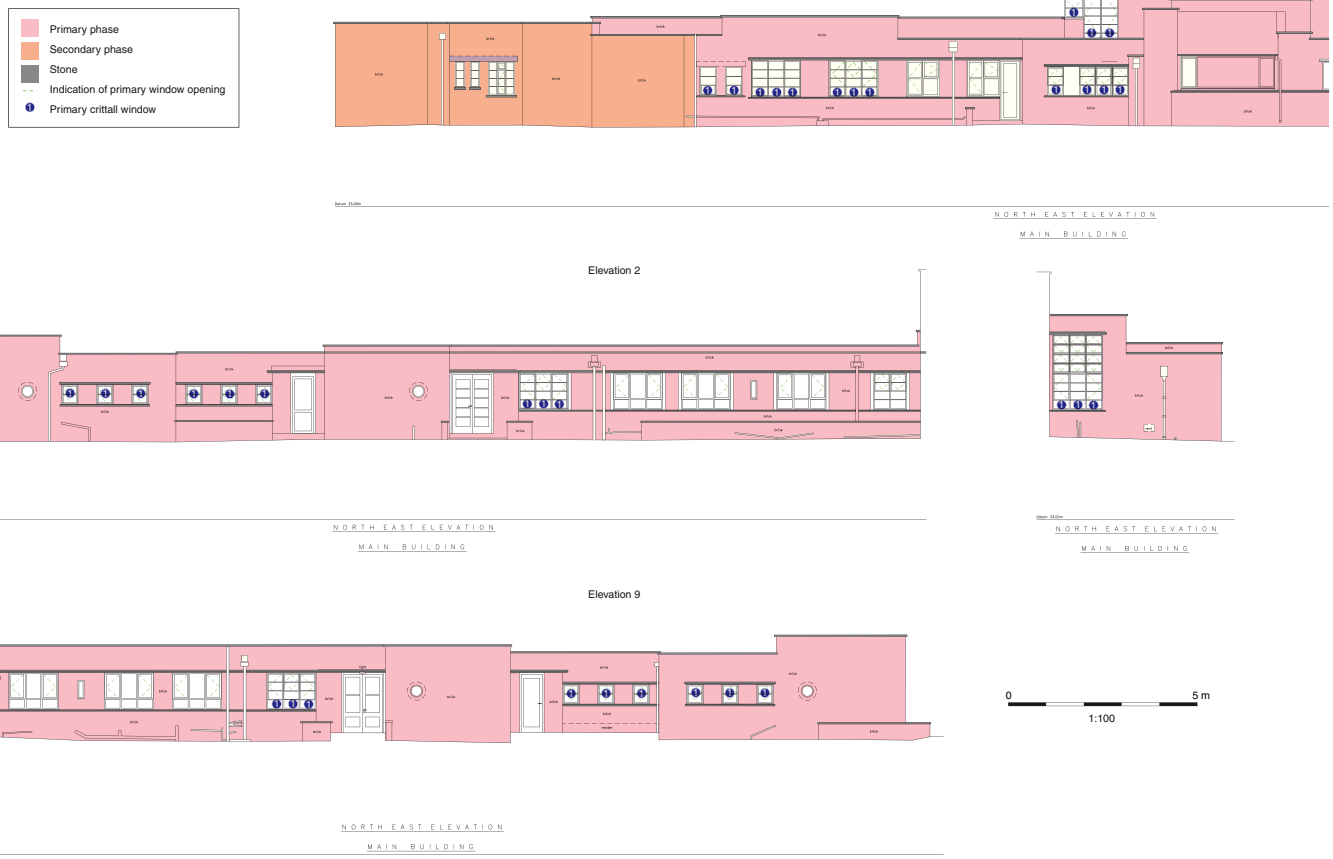

Taken from a drawing by Midland Survey Ltd, drawing no 13448MAIN/2, October 2010

Figure 11: Elevations of main hospital: north-east

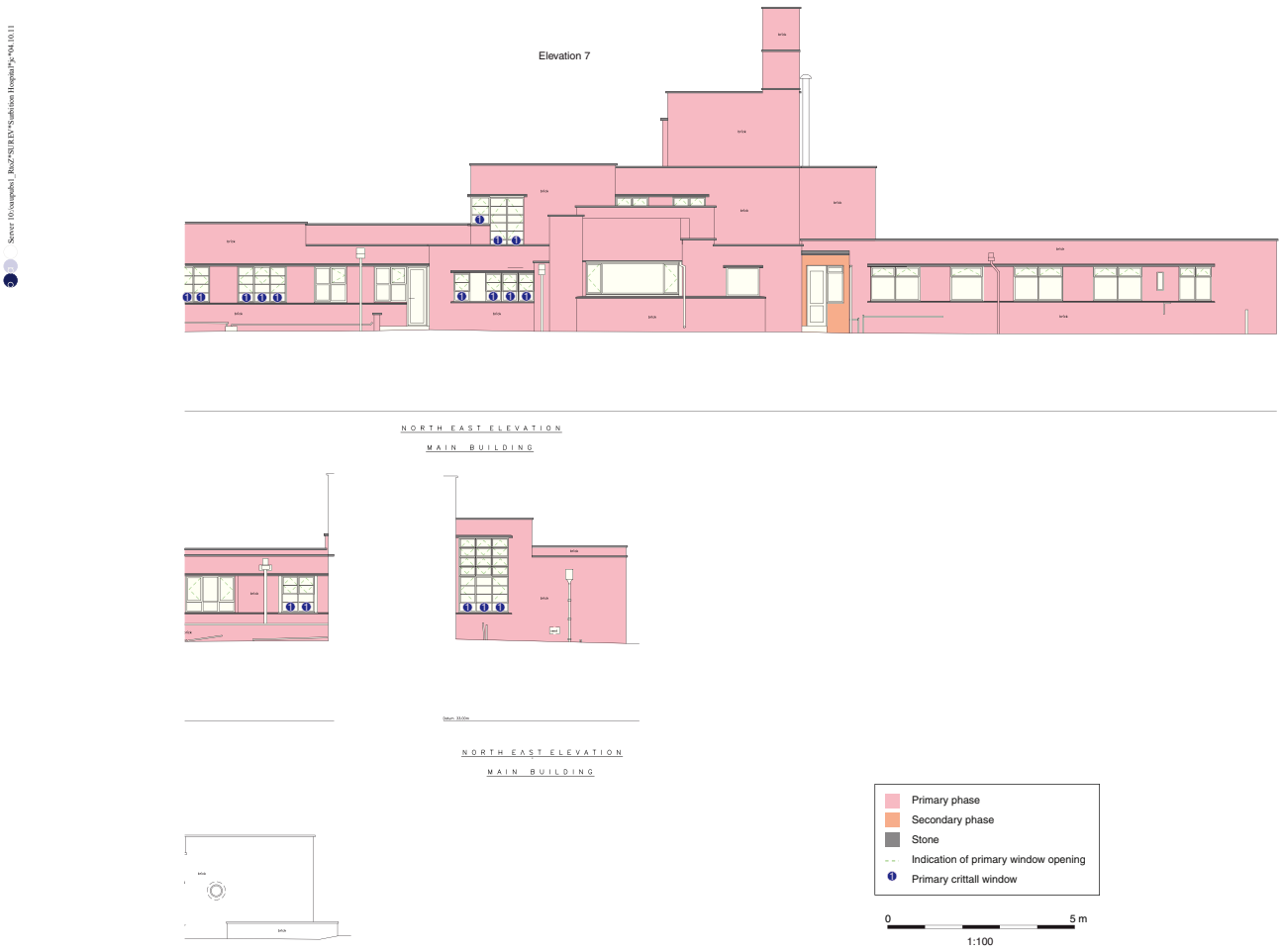

Taken from a drawing by Midland Survey Ltd, drawing no 13448MAIN/3, October 2010

Figure 12: Elevations of main hospital: north-east

Server 10:/oaupubs1_RtoZ*SUREV*Surbition Hospital*jc*04.10.11

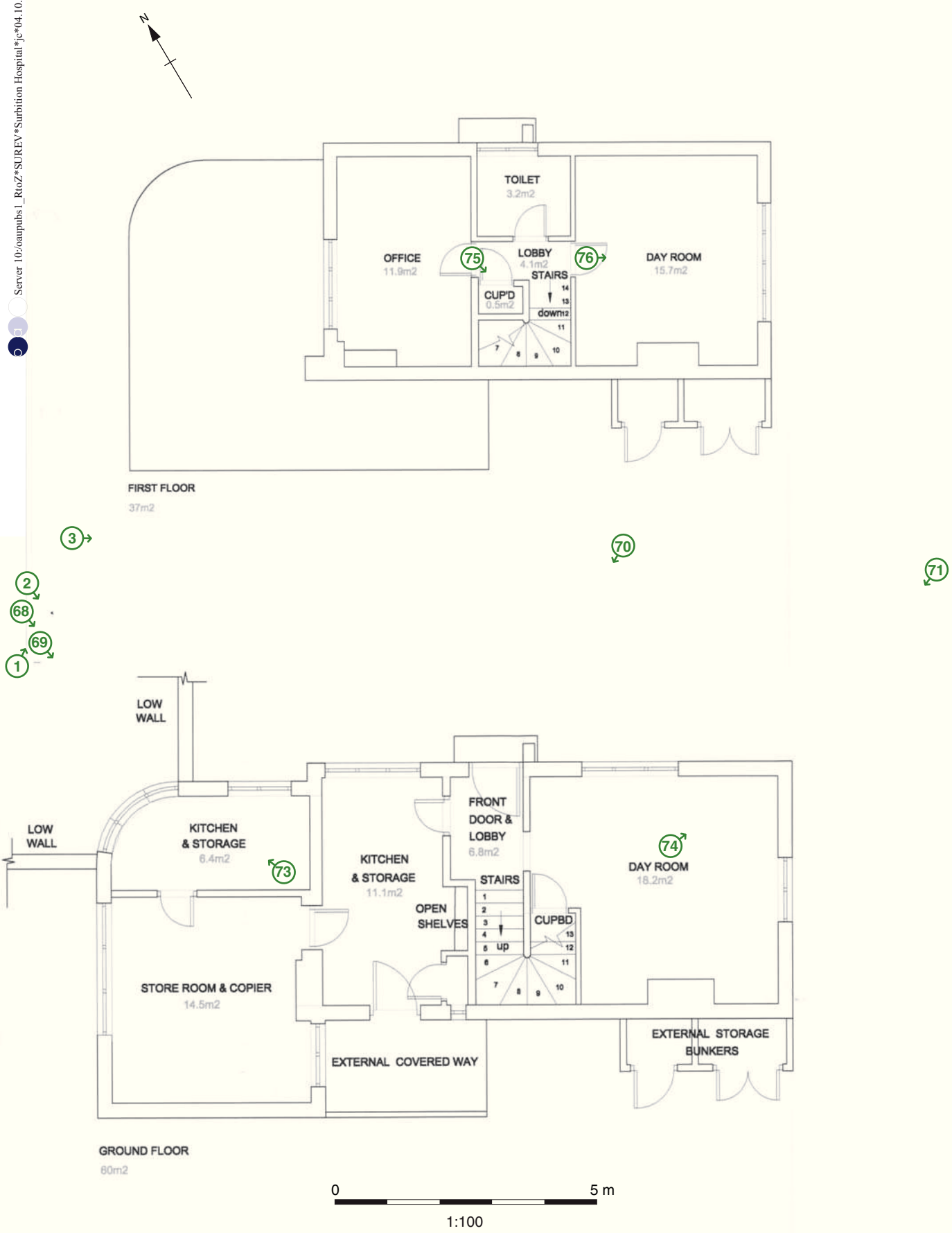

Figure 13: Ground and first floor plans of The Lodge
Showing digital photographs taken

Taken from a drawing by Midland Survey Ltd, drawing no 13448L/1 October 2010

Figure 14: Elevations of the Lodge showing main entrance to hospital grounds

\\Servergo\invoice codes r thru z\S_codes\SUREVSUREV_Buildings report*mw*01.11.11

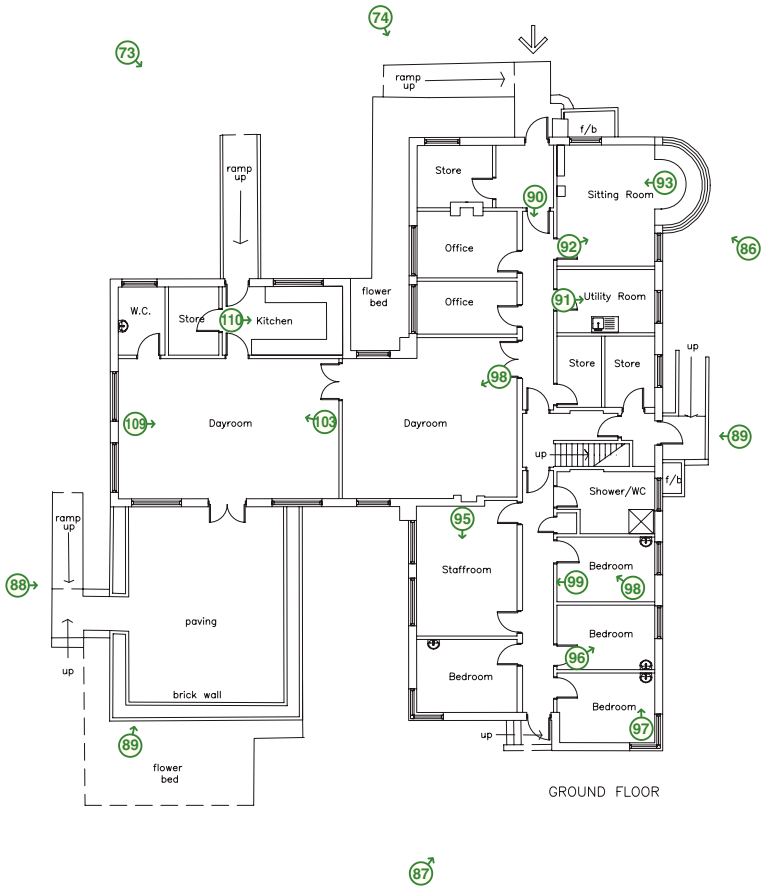

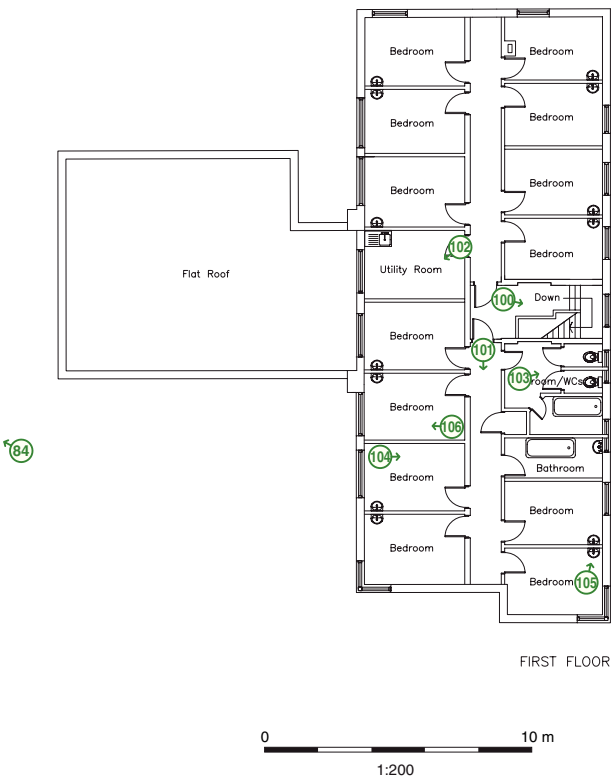

Taken from drawing PL022, by Robert Limbrick, Architects, October 10

Figure 15: Ground and First floor plans of South Bank House
Showing digital photographs taken

Figure 16: Elevations of Southbank House

Server 10:/ouapubs1_RoZ*SUREV*Surbition Hospital*Ja*04.10.11

\\Servergo\invoice codes r thru z\S_codes\SUREV\SUREV_Buildings report*mw*01.11.11

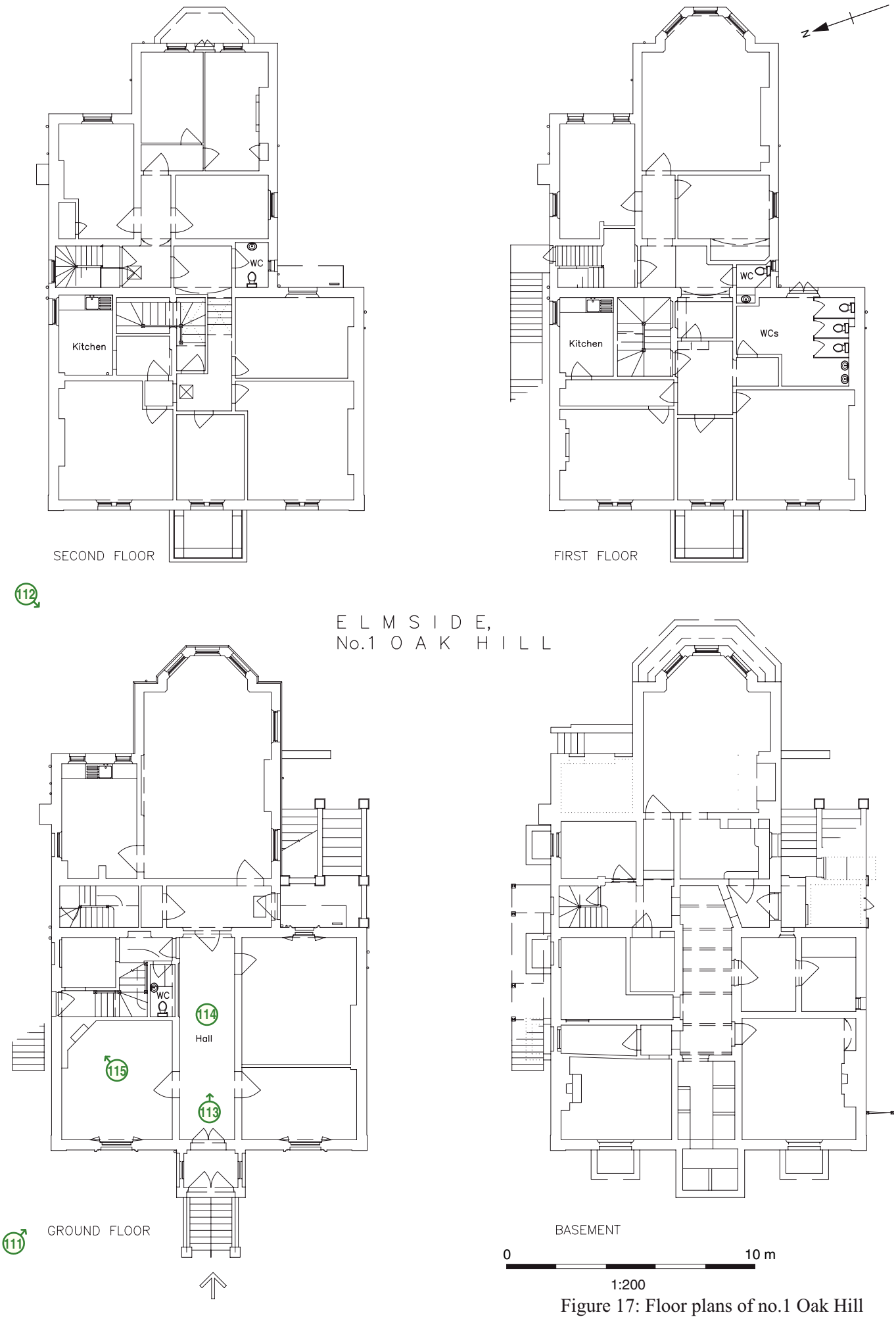

Figure 17: Floor plans of no.1 Oak Hill
Showing digital photographs taken

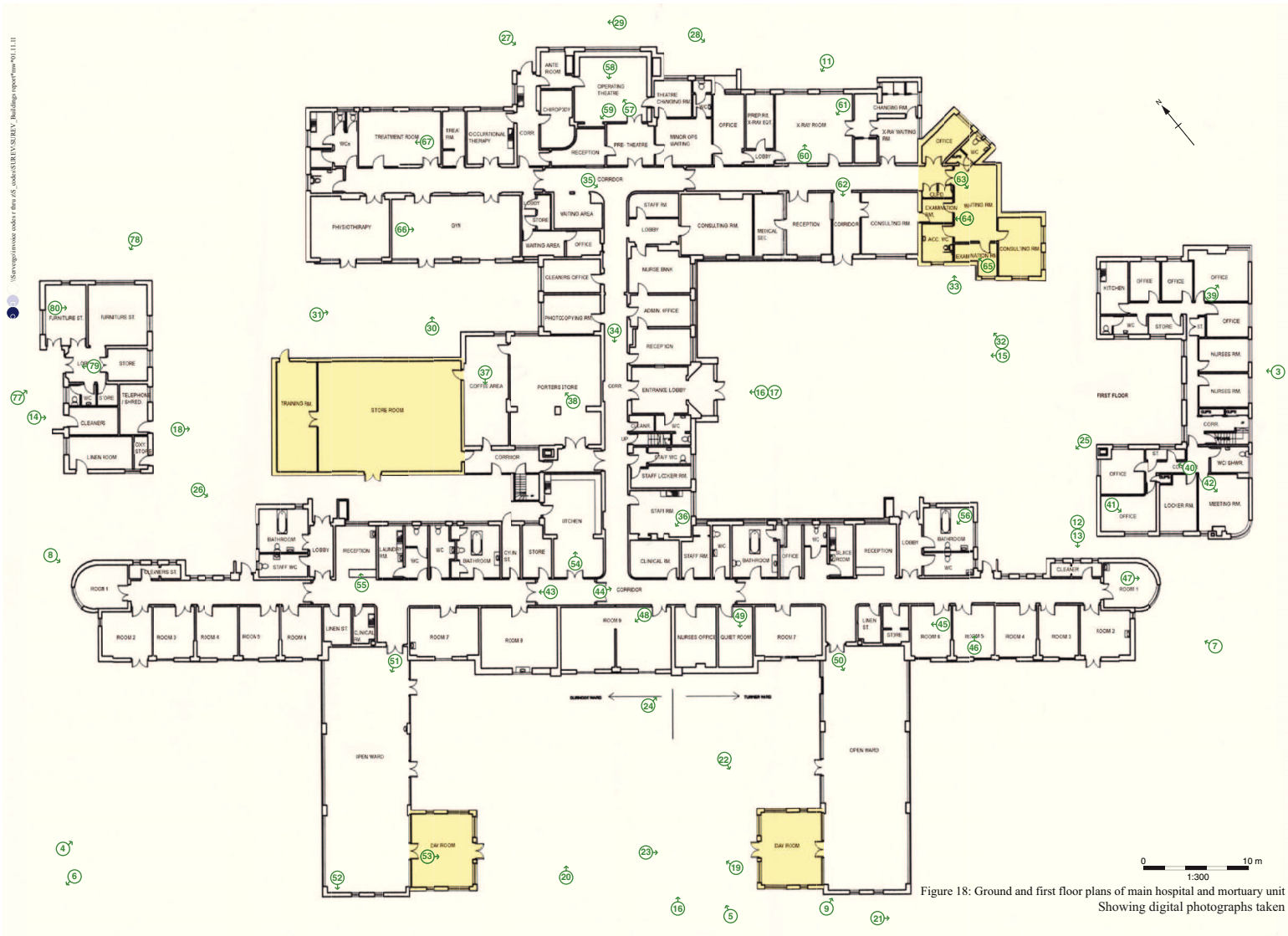

Figure 18: Ground and first floor plans of main hospital and mortuary unit
Showing digital photographs taken

\\Servego\invoice codes r thru z\S_codes\SUREV\SUREV_Buildings report*mw*01.11.11

General Site

Plate 1: Main Entrance to Hospital Grounds, facing south west

Plate 2: The east front of the Lodge and main entrance to hospital, facing north west

Plate 3: Approach to south east front/facade of main hospital, viewed from entrance way

Plate 4: South west wing of the hospital, viewed from the west grounds

\\Servego\invoice codes r thru z\S_codes\SUREV\SUREV_Buildings report*mw*01.11.11

Plate 5: South west wing of the hospital, viewed from the south west grounds

Plate 6: No. 1 Oakhill viewed from hospital grounds, facing west

Architectural Details

Plate 7: Detail of south east end of south west wing

Plate 8: Detail of north west end of south west wing

\\Servego\invoice codes r thru z\S_codes\SUREV\SUREV_Buildings report*mw*01.11.11

Plate 9: Rounded brick plant box on exterior of south west wing

Plate 10: Cantilevered concrete porch on north east side of south west wing

Plate 11: Primary Crittall window with central swing window and side casements on north east wing



Plate 12: Arrangement of swing windows and porthole on the south west wing

\\Servego\invoice codes r thru z\S_codes\SUREV\SUREV_Buildings report*mw*01.11.11

Plate 13: Primary porthole window on south west wing

Plate 14: Primary wooden panelled door with moulded wooden architrave on Mortuary unit

Main Hospital

Plate 15: South east front/facade of main hospital

Plate 16: Main Entrance and first floor balcony on east front/facade of main hospital

\\Servego\invoice codes r thru z\S_codes\SUREV\SUREV_Buildings report*mw*01.11.11

Plate 17: Detail of Juliette balcony on first floor over main entrance of hospital

Plate 18: North west/rear of main hospital

Plate 19: South west face of south west wing, viewed from south west grounds

Plate 20: South west face of south west wing, facing north east

\\Servego\invoice codes r thru z\S_codes\SUREV\SUREV_Buildings report*mw*01.11.11

Plate 21: Lawn on the exterior of south west wing, facing south east

Plate 22: Later extension on linear ward of south west wing, facing south

Plate 23: Linear ward of south west wing with later extension, facing south east

Plate 24: Awning fixture on south west elevation of south west wing

\\Servego\invoice codes r thru z\S_codes\SUREV\SUREV_Buildings report*mw*01.11.11

Plate 25: North east elevation of south west wing, facing west

Plate 26: North east elevation of south west wing, facing south

Plate 27: North east elevation of north east wing, facing south

Plate 28: North east elevation of north east wing, facing south

\\Servego\invoice codes r thru z\S_codes\SUREV\SUREV_Buildings report*mw*01.11.11

Plate 29: Boundary at north east side of main hospital facing north west

Plate 30: South west elevation of north east wing, facing north east

Plate 31: South west elevation of north east wing, facing east

Plate 32: South west elevation of north east wing showing 1948 extension

\\Servego\invoice codes r thru z\S_codes\SURVEY\SURVEY_Buildings report*mw*01.11.11

Plate 33: Plaque on south west elevation of 1948 extension

Plate 34: Corridor through main axis of building, facing south west

Plate 35: Corridor through main axis of building, north east end, facing south

Plate 36: Fireplace with marble fire surround in staff room on ground floor of main axis

\\Servego\invoice codes r thru z\S_codes\SUREV\SUREV_Buildings report*mw*01.11.11

Plate 37: Small day room in extension of kitchen block, facing south west

Plate 38: Kitchen, facing north

Plate 39: North east corner office on first floor of main axis, facing north east



Plate 40: Original glazed door on first floor of main axis

\\Servego\invoice codes r thru z\S_codes\SUREV\SUREV_Buildings report*mw*01.11.11

Plate 41: Original fireplace on first floor of main axis

Plate 42: South east corner room on first floor of main axis

Plate 43: Corridor through south west wing, facing south east

Plate 44: Corridor through south west wing, facing north west

\\Servego\invoice codes r thru z\S_codes\SUREV\SUREV_Buildings report*mw*01.11.11

Plate 45: Private room in south west wing, facing west

Plate 46: Private room in south west wing, facing north east

Plate 47: Unblocked fireplace in curved room at south east end of south west wing

Plate 48: Treatment room in south west wing, facing west

\\Servego\invoice codes r thru z\S_codes\SUREV\SUREV_Buildings report*mw*01.11.11

Plate 49: Visitor rest room in south west wing, facing south west

Plate 50: Large day room, once an open ward, in the south west wing, facing south west



Plate 51: Large treatment area, once an open ward, in the south west wing, facing south west



Plate 52: Wall fixtures in large treatment area in the south west wing, facing south west

\\Servego\invoice codes r thru z\S_codes\SUREV\SUREV_Buildings report*mw*01.11.11

Plate 53: Small day room in later extension on south west wing, facing south east

Plate 54: Kitchen in south west wing, facing north east

Plate 55: Reception area in south west wing, facing north

Plate 56: Bathroom in south west wing, facing west

\\Servego\invoice codes r thru z\S_codes\SUREV\SUREV_Buildings report*mw*01.11.11

Plate 57: Operating theatre in north east wing, facing north east

Plate 58: Operating theatre in north east wing, facing south west

Plate 59: Equipment in operating theatre

Plate 60: X-ray room, facing north east

\\Servego\invoice codes r thru z\S_codes\SUREV\SUREV_Buildings report*mw*01.11.11

Plate 61: X-ray room, facing west



Plate 62: Entrance from exterior into north east wing, facing south east

Plate 63: Waiting room in 1948 extension, facing south west

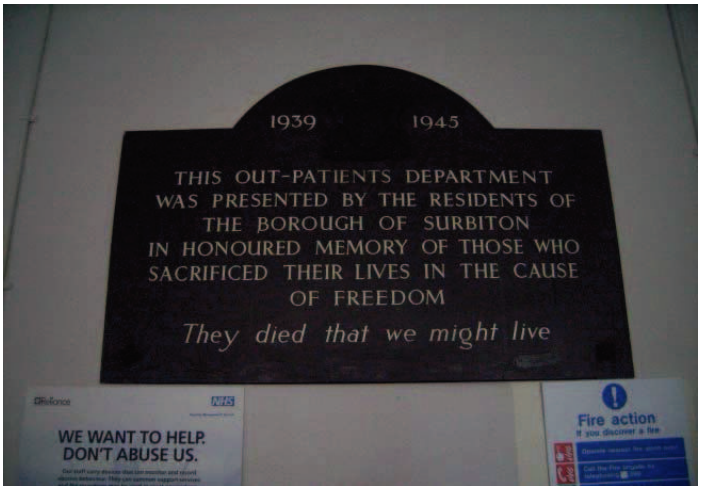

Plate 64: Plaque on wall of 1948 extension, facing north west

\\Servego\invoice codes r thru z\S_codes\SUREV\SUREV_Buildings report*mw*01.11.11

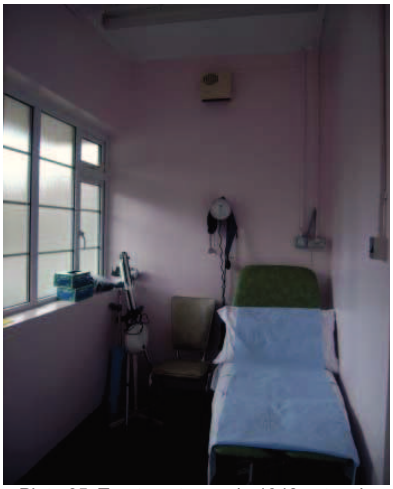

Plate 65: Treatment room in 1948 extension, facing north west

Plate 66: Gymnasium in north east wing, facing east



Plate 67: Treatment room in north east wing facing south east

The Lodge

Plate 68: East facade of the Lodge, facing north west

\\Servego\invoice codes r thru z\S_codes\SUREV\SUREV_Buildings report*mw*01.11.11

Plate 69: Detail of stainless steel lettering on facade of the Lodge

Plate 70: South elevation of the Lodge, facing north

Plate 71: The Lodge, viewed from hospital grounds, facing north east

Plate 72: Art Deco style lamp standard and rounded pillar at main entrance of the hospital

\\Servego\invoice codes r thru z\S_codes\SUREV\SUREV_Buildings report*mw*01.11.11

Plate 73: East room on ground floor of the Lodge, facing east

Plate 74: Treatment room on west side of ground floor of the Lodge, facing west



Plate 75: Original door on first floor landing of the Lodge, facing north west

Plate 76: Office on first floor of the Lodge, facing west

\\Servego\invoice codes r thru z\S_codes\SUREV\SUREV_Buildings report*mw*01.11.11

The Mortuary Unit

Plate 77: North east face of Mortuary unit

Plate 78: North west face of Mortuary unit



Plate 79: Entrance Lobby of Mortuary unit

Plate 80: North east room of Mortuary unit

\\Servego\invoice codes r thru z\S_codes\SUREV\SUREV_Buildings report*mw*01.11.11

South Bank House

Plate 81: View of South Bank House from Main Entrance way

Plate 82: General view of South Bank House, facing south

Plate 83: North east front of South Bank House

Plate 84: South east elevation of South Bank House

\\Servego\invoice codes r thru z\S_codes\SUREV\SUREV_Buildings report*mw*01.11.11

Plate 85: Balcony on first floor of south east elevation of South Bank House

Plate 86: Protruding bay window in ground floor of south east elevation of South Bank House

Plate 87: South west elevation of South Bank House

Plate 88: North west elevation of South Bank House

\\Servergo\invoice codes r thru z\S_codes\SUREV\SUREV_Buildings report*mw*01.11.11

Plate 89: South west elevation of extensions

Plate 90: Corridor through ground floor, facing south west

Plate 91: Ground floor utility room, facing north west

Plate 92: Ground floor sitting room, facing south east

\\Servego\invoice codes r thru z\S_codes\SUREV\SUREV_Buildings report*mw*01.11.11

Plate 93: Ground floor sitting room, facing north west



Plate 94: Ground floor bathroom, facing north west

Plate 95: Ground floor store room/office, facing south west

Plate 96: Ground floor bedroom, facing south

\\Servego\invoice codes r thru z\S_codes\SUREV\SUREV_Buildings report*mw*01.11.11

Plate 97: Ground floor bedroom, facing south east

Plate 98: Ground floor bedroom, facing north west

Plate 99: Alarm fitting in ground floor bedroom



Plate 100: First floor landing, facing south east

\\Servego\invoice codes r thru z\S_codes\SUREV\SUREV_Buildings report*mw*01.11.11

Plate 101: First floor corridor, facing north east



Plate 102: First floor utility room, facing north west



Plate 103: First floor WC, facing south east

Plate 104: First floor bedroom, facing north west

\\Servgo\invoice codes r thru z\S_codes\SUREV\SUREV_Buildings report*mw*01.11.11

Plate 105: First floor bedroom, facing north east

Plate 106: First floor bathroom, facing south east

Plate 107: Television room in extension, facing north west

Plate 108: Dining room in extension, facing north west

\\Servego\invoice codes r thru z\S_codes\SUREV\SUREV_Buildings report*mw*01.11.11

Plate 109: Dining room in extension, facing south east

Plate 110: Kitchen in extension, facing south east

No. 1 and No. 3 Oak Hill

Plate 111: No. 1 Oak Hill with No. 3 Oak Hill behind, facing east

Plate 112: No. 1 Oak Hill, facing west

\\Servego\invoice codes r thru z\S_codes\SUREV\SUREV_Buildings report*mw*01.11.11

Plate 113: Entrance hall of No. 1 Oak Hill, facing east

Plate 114: Original mosaic floor in the entrance hall of No. 1 Oak Hill

Plate 115: Fireplace, No. 1 Oak Hill, facing north east

Plate 116: No. 3 Oak Hill, facing east

Head Office/Registered Office/ OA South

Janus House
Osney Mead
Oxford OX2 0ES

t: +44 (0) 1865 263 800
f: +44 (0) 1865 793 496
e: info@oxfordarch.co.uk
w:http://thehumanjourney.net

OA North

Mill 3
Moor Lane
Lancaster LA1 1GF

t: +44 (0) 1524 541 000
f: +44 (0) 1524 848 606
e: oanorth@thehumanjourney.net
w:http://thehumanjourney.net

OA East

15 Trafalgar Way
Bar Hill
Cambridgeshire
CB23 8SQ

t: +44 (0) 1223 850500
f: +44 (0) 1223 850599
e: oaeast@thehumanjourney.net
w:http://thehumanjourney.net

Director: David Jennings, BA MIFA FSA

Oxford Archaeology Ltd is a Private Limited Company, N^O: 1618597 and a Registered Charity, N^O: 285627