

# Chapter V

## The finds of the Roman and post-Roman periods

### V.1 The organisation and phasing of the finds reports

The finds reports upon the material recovered from the 1957–65 and the 1981–82 excavations were already completed when renewed excavation began in 1990. For this reason the finds from the 1990 excavation are numbered separately from the rest, using the small finds numbers issued on site. For some categories of find, *eg* coins, the new discoveries have been integrated with the rest. For others, for instance the copper alloy and iron finds, the additional items have been integrated into the print catalogue, but illustrations will be found in a group following those from the previous excavations, in order to avoid re-paging. The Roman pottery and animal bone reports upon the 1990 finds immediately follow the reports upon the earlier material.

The report has been divided into five main periods as follows:

1. The Early Prehistoric, including Grooved Ware, Beaker and Early Bronze Age features and finds (see Ch. II).
2. The Later Prehistoric, covering Later Bronze Age and Iron Age occupation (see Ch. III).
3. Early Romano-British, from the 1st century AD until the villa was established in the middle of the 2nd century AD.
4. High Roman, from the mid-2nd century until the later 3rd century AD. This corresponds to the establishment of the villa and its surrounding field system.
5. Late Roman, from the late 3rd to the end of the 4th century AD.

The prehistoric features were grouped to provide larger assemblages for broad comparison of the animal bones. The chronological distinction between the Later Bronze Age and Early Iron Age features was not at that time apparent, but the broad distinction between these and the earlier prehistoric features remains valid.

Subdivisions within the Roman period into Early, High, and Late Roman were made to allow intra-site comparison of the animal bone assemblages and of the pottery. They were chosen on the basis of one event of major significance,

the construction of the villa, which was fairly well-dated, and one clear chronological division within the pottery, the appearance of Oxford colour-coated wares. This latter division also appeared to correspond to the construction of a major new building, Building III, and to the emergence of the enclosure groups east of the villa. Subsequent analysis has suggested that the development of the settlement was more complex, but the major periods still correspond broadly to the change from the characteristic early Roman survival of Celtic economy, structures and practices to a fully romanised villa, and the shift in emphasis of the later Roman economy implied by changes in building materials, in imported pottery and by the influx of population to the enclosures and workshop areas east of the villa.

Because of the difficulties in defining the precise point of transition in various parts of the site or types of artefact the phase divisions have not been used throughout the finds reports, many of which use a looser 'earlier' or 'later' Roman framework, but will be found in the pottery and animal bone reports on the material from the 1957–65 excavations.

### V.2 The Roman pottery

*by Sarah Green and Paul Booth*

#### V.2.a Introduction to the pottery recovered between 1957 and 1982

*by Sarah Green*

The bulk of the Roman pottery, from Margaret Jones' 1957–65 excavations and from the 1981 and 1982 trenches, was analysed by Sarah Green. The Roman pottery from the 1990 excavation was analysed by Paul Booth, and his report follows afterwards.

##### V.2.a.1 Excavation methodology

Initially all the pottery was kept, but many sherds from the 1957–59 sites were subsequently discarded (mostly body sherds) and only a summary record made in the finds notebooks. Because of the difficulty in correlating the

fabrics and in some cases the forms thus described with those defined during the current study, it was not possible to compile a complete catalogue of the pottery originally recovered.

### **V.2.a.2 Post-excavation methodology**

An initial decision was made not to base any analysis upon quantification, given the uncertainty about discarded pottery outlined above. All sherds were recorded (by sherd count and weight) on Oxford Archaeological Unit Roman pottery recording forms designed for this study. From these a catalogue was compiled for analysis, recording the presence of the fabric, form type, and rim form in a context and, where possible, dating information. Variations in diameter etc, were not included, although this information will be found on the recording forms. This catalogue was compiled using the sorting facilities of the Oxford University Computing Service VAX 11/780 computer; programs were written (using the SPITBOL programming language) to present the proportions of fabric and forms by phase in tabular form.

The methods used to define fabrics and forms are described below.

## **V.2.b Fabrics (for pottery recovered between 1957 and 1982)**

### **V.2.b.1 Introduction**

The pottery was examined and 'unknown' pottery was then examined macroscopically using a  $\times 10$  hand lens and, following the criteria suggested by D P S Peacock (Peacock 1977a), was divided into groups on the basis of inclusion and whether oxidised or reduced.

An attempt was made to relate the pottery found at Roughground Farm to that from other sites in the area. This was really only possible with material from Cirencester where a type series exists, although it had been created somewhat differently (Rigby 1982a, 153 ff and Rigby 1982a, mf 5 and 8). Pottery from older excavations has generally been published with descriptions of illustrated sherds but without recording all of the ceramic material. The same problems apply to any comparison of form types.

### **V.2.b.2 Summary list of fabrics**

1. Amphora—Dressel 20 and Pelichet 47
2. Mortaria
- 2.1 Oxford white ware
- 2.2 Oxford white colour-coat
- 2.3 Oxford red/brown colour-coat
- 2.4 Lower Germany
- 2.5 Mancetter/Hartshill
- 2.6 Lower Nene Valley—Castor/Stibbington
- 2.7 S.Glos./N.Wilts—Cirencester
- 2.8 Verulamium region
3. Samian
4. Rhenish
5. Roughcast
- 6.1 Oxford red/brown colour-coat
- 6.2 Oxford Parchment ware
- 6.3 Oxford white colour-coat
7. New Forest
8. Nene Valley
- 9.1 White colour-coat oxidised—SWWS (South Western White Slip)
- 9.2 White colour-coat oxidised—SWWS (South Western White Slip) (coarser)
- 9.3 White colour-coat oxidised—SWWS
- 9.4 Red/brown colour-coat—SWBS (South Western Brown Slip)
- 10.1 White firing ware—fine
- 10.2 White firing ware—coarse
- 11.1 Black burnished 1 (Dorset)
- 11.2 Black burnished—wheelthrown
- 11.3 Black—fine
- 12.1 Reduced—fine
- 12.2 Reduced—less fine
- 12.3 Reduced—coarse—Savernake-type
- 12.4 Reduced—Savernake type
- 12.5 Reduced—with much quartz—Savernake type
- 12.6 Reduced—very fine, hard—imitation Gallo-Belgic
- 12.7 Reduced—fine—imitation Gallo-Belgic
- 12.8 Reduced—mica dusted
- 13.1 Oxidised—quartz tempered
- 13.2 Oxidised Severn Valley ware type—fine
- 13.3 Oxidised Severn Valley ware type—soapy
- 13.4 Oxidised Severn Valley ware type—vesicular
- 13.5 Oxidised Severn Valley ware type—grog + iron
- 14.1 Brown—fine burnished
- 14.2 Brown—less fine
- 14.3 Brown—coarser
- 14.4 Brown—grog etc—storage jar
- 14.5 Brown—sandy
15. Shell inclusions
16. Limestone inclusions
17. Oolite inclusions
- (18. not used)
19. Chalk inclusions
20. Organic/grog inclusions
21. Flint inclusions
- (22. —see Iron Age section)
23. Black
24. Oxidised—1 sherd only with unique decoration and form
25. Campanian
50. Medieval
99. Post-medieval



### V.2.b.3 Amphorae

by David Williams

The amphorae sherds were classified by fabric and form and then weighed and counted. The types represented are Dressel 20 and Pelichet 47, together with two unassigned sherds. The proportions of these amphorae are summarised in Table 17. In Britain Dressel 20 amphorae date from the late pre-Roman Iron Age to the 3rd century AD and Pelichet 47 from the late 1st to the early 3rd century.

Fabric	Weight	% by weight	Total count	% by count
Dr. 20	2.05 kg	69.7%	17	53.1%
Pelichet 47	0.85 kg	28.9%	10	31.2%
Unassigned	0.04 kg	1.4%	5	15.6%
Total	2.94 kg		32	

Table 17 Proportions of amphora sherds by fabric

### V.2.b.4 Mortaria

by Kay Hartley

At least 81 mortaria are represented in this sample. After c 140 AD the increasingly important and closely located Oxford potteries were the main suppliers at all periods of

the occupation. 68 of the 78 (87.3%), which could be assigned to type, were made there and only 10 (12.6%) came from all other sources put together (Fig. 79). It is worth noting that 4 of the 10 were from an unlocated local workshop of some regional importance, producing flagons and mortaria (Fabric 2.7), which was probably situated in Gloucestershire or possibly north Wiltshire: Cirencester was its biggest known customer for mortaria. Two other mortaria were from Lower Germany and the lower Nene valley and any merchant supplying mortaria from these sources is likely to have been based in Gloucestershire since the best route was by coastal or river traffic; Roughground Farm is fairly typical of sites in the south-west in having such mortaria.

The earliest mortarium in the group is from context 132/8, dated AD 80–120, which was made in the Verulamium region potteries (including workshops at Brockley Hill, Radlett, Verulamium etc); these potteries were especially important in the Flavian and Trajanic periods. The largest number were used in the period AD 240–300 and perhaps in the period AD 300–350. The fourth-century mortaria cannot be dated closely enough to give a clear indication of the terminal date.

For a description of the mortarium fabrics see the microfiche report Ch. 5.2.d on Fiche 2#8.

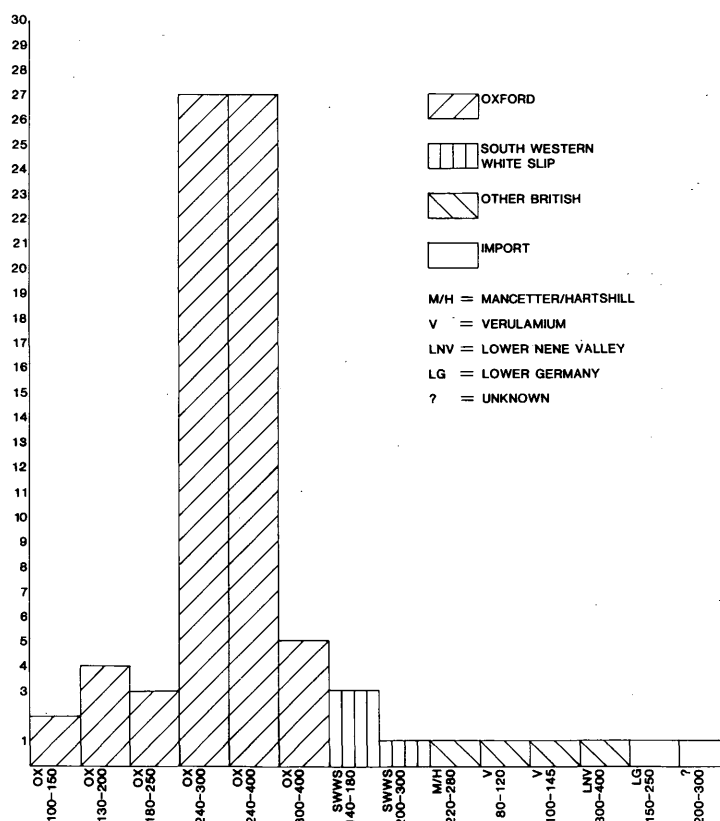


Figure 79 Roman pottery: histogram showing number of mortaria present on site

### V.2.b.5 Samian ware

by Grace Simpson

Of the 523 ceramic contexts 270 contained samian; it would appear that very little if any samian was discarded. It is interesting when considering residuality to note that the Late Roman period (Period 5) had the greatest percentage and number of contexts producing samian (Table 18).

Period	3	3/4	4	4/5	5	Unstratified
Number of sherds	18	1	68	10	117	30
Percentage of samian	7.37	0.40	27.86	4.09	47.95	12.29
Percentage of pottery assemblage	4.21	3.84	7.47	9.25	5.64	8.74

Table 18 Quantity of samian by site period (excluding 1990 finds)

A detailed catalogue of the samian can be found in Table 42 on Fiche 2#2: the context catalogue lists forms and provenance where possible.

Most of the samian from the site is 2nd century, mainly Hadrianic to early Antonine. There are however two early vessels, Neronian or Vespasianic, a Drag. 27 and a Curle 11. Slightly later South Gaulish forms include Drs. 18, 15/17, 27, 29, 36 and 37. Many of the sherds are very small, with few large groups, but contexts 132/2 and 132/3 contain large parts of several Hadrianic to early Antonine vessels including applique black samian (Fig. 80.4). There is ample evidence of repair in the form of lead rivets or rivet holes (as in Fig. 81.11) and reuse of vessels to form lids. Rare forms are numerous and include Curle 11, Curle 15, Curle 21, Drs. 15/17, 38, 42, 44, Dechelette 72 and 74, Walters 79 and two Ludowici forms TL and Tf. Two globular vases, one plain-walled and one incised, and a barrel-shaped beaker (from the 1990 excavation, see Ch. V.2.g.1 below) are also rare forms, all of which indicate well-chosen purchases.

The sherds commented on below were selected either as being of importance to site interpretation or because of their intrinsic interest.

**Fig. 80.1** 132/2. Drag. 37 stamped ALBVCI. One-third of a large bowl, and one of the sherds is burnt black. A good example of the work of ALBVCIVS. For similar figure-types on his bowls cf. Stanfield & Simpson 1958, pls. 120–122. Venus D. 177=0.288 or 288A, and the large cupid 0.376A, have not been previously recorded on his signed bowls. Period of production, c 140–170 AD.

**Fig. 80.2** 320/1. Large Curle 11, like Oswald & Pryce 1920, pl. LXXI No. 131 with flat flange. Neronian to Vespasianic. Repaired with rivets. Possibly an heirloom, especially since other pieces from the same level could date half a century later.

**Fig. 80.3** 132/2. Drag. 37. A large bowl in the style of

Criciro. For Hercules with the snakes D.464=O.783, see the bowl signed CRICIRO from London (Stanfield & Simpson 1958, 10, Pl. 117), which has similar rosettes on the borders and similar pairs of birds. The ovolo is his ovolo 2 (Stanfield & Simpson 1958, Fig. 33, 205). c 140–165 AD.

**Fig. 80.4** 132/2. Dechelette Form 74. Originally a two-handled vase with applied plaques and rouletted ornament; but only one handle, with a groove down its outer side, and one plaque have survived, together with part of the lower band of rouletting. The plaque is a copy of the moulded type D. 16=0.19 of a Triton. The face is unusually distinct. It is better work than some of the copies from moulded figure-types illustrated in Simpson 1957, 29–42, on this class of samian ware, eg Nos. 31 and 32. The vase is red inside, and dark silvery-grey outside. It was fired in an inverted position and has thus retained the ferric colouration inside. Hadrianic.

**Fig. 81.5** 193/2. A small Drag. 37 badly damaged during manufacture, because the ovolo is obscured. This is probably an 'apprentice-bowl'. A second sherd was found in context 1010, and is also illustrated. Probably Hadrianic.

**Fig. 81.6** 528. Ovolo close to Rogers B47. Early Antonine.

**Fig. 81.7** 532. The large ovolo Rogers B89. Late 2nd century.

**Fig. 81.8** 82. Drag. 42 rim with en barbotine decoration, see Oswald & Pryce 1920, 195, pl. liv 1–5. Antonine.

**Fig. 81.9** 200. Drag. 37 ovolo resembling CRICIRO, ovolo 2 = Rogers B47. c 140–165 AD.

**Fig. 81.10** 400. Drag. 37 with a very fine wavy line above and below the ovolo. AD 100–120.

**Fig. 81.11** 534 and 1507. Large Drag. 37 in the style of potter X-6 with several unusual figure types: the squirrel and small lion to left (neither in Oswald 19367), lion looking backwards see Stanfield & Simpson 1958, pl. 76, 23. From the left is the cupid O.504, small boar O.1642, Hercules O.760B, small lion to right O.1404A, large lion O.1450, gladiator O.1002, Hercules and lion O.796. Most remarkable is the bear (Anubis) like a Drag. 37 at Tongeren (Vanvinckenroye 1989, pl. 5, no. 50). c 125–150 AD. Mended with lead rivets.

**Fig. 81.12** 200. Drag. 30 with part of the column Rogers P68. Hadrianic to Antonine.

**Fig. 81.13** 661. Drag. 37 in the style of PATERNVS II, seabull O.52A, seahorse O.33, leaf Rogers H77. c 160–190 AD.

**Fig. 81.14** 54/6 joins 160. Drag. 18/31 base, stamped OFNIG [ . For NIGER see Oswald 1931, 219, 410. Stamps by the same potter have been found at Bath, Cirencester and Usk. c 60–85 AD.

**Fig. 81.15** 169. Drag. 33 base stamped NAMILI[ANUS], Oswald 1931, 215. Antonine.



Figure 80 Roman pottery: illustrated samian Nos. 1-4

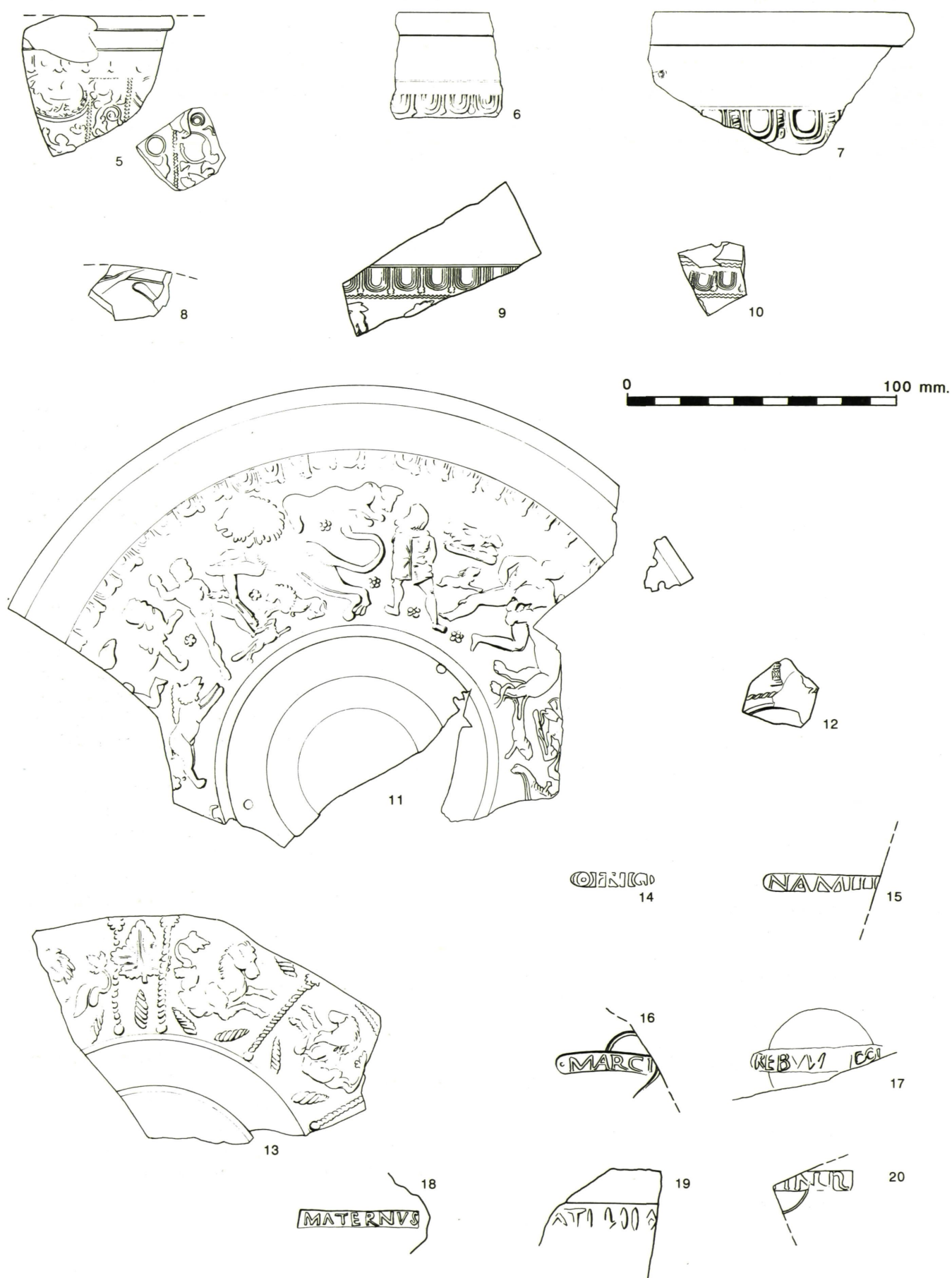


Figure 81 Roman pottery: illustrated samian Nos. 5-20



- Fig. 81.16 132/2. Drag. 53 complete section stamped MARCI[ . See Oswald 1931, 185–6, 401. Another longer stamp with this name was found on a Drag. 33 (see Oswald 1931, 184–5). Antonine.
- Fig. 81.17 830. Drag. 33 base stamped REBV[RR]IOF, Oswald 1931, 259. Antonine.
- Fig. 81.18 559. Drag. 18/31 base stamped MATERNVS, Oswald 1931, 194. Antonine.
- Fig. 81.19 868/1. Form uncertain, stamped ATILIM, very fine fabric and good red gloss. Oswald 1931, 28, 354. Antonine.
- Fig. 81.20 200. Drag. 33 base with part of a stamp JINIS. 2nd century.

Fig. 80.1, 3, and 4 and Fig. 81.16 are part of a large group from enclosure ditch 132 between Buildings I and II, dated AD 150–165. Fig. 81.11 shows two joining fragments, one of which came from Building III, the other from the northern enclosure group over 200 m away. Such cross-joins support the argument for a close association between these two areas (see also Discussion in Ch. VI.3).

## V.2.c Forms (for pottery recovered between 1957 and 1982)

### V.2.c.1 Introduction

A general form series was devised, initially divided into twelve major forms, and subdivided within the major form into types different in detail, but all conforming to its general specification. This system is designed to facilitate the recognition of similarities and relationships between fabric types and production centres (eg the imitation of BB forms in various grey wares). The basic form definitions are given below and the possible variations, based on pottery types commonly found on sites in Roman Britain, are shown in microfiche figures Fig. 147 on Fiche 2#20 and 148 on Fiche 2#21. The criteria for each sub-division are described and illustrated in the vessel catalogue. A full numerical description of a particular vessel is given thus: eg 3.2/41, where '3' is the major vessel type, '2' the subdivision, and '41' the numerical code for the rim. In some cases the major code and rim form only are given: this occurs when all that can be recognised of vessel is its general type and rim form because the sherd is too small or too damaged to give further unambiguous information about body shape. Handles and bases were also coded as listed in Table 43 on Fiche 2#18 and Table 44 on Fiche 2#18. Rim forms were defined separately and are illustrated in Fig. 149 on Fiche 2#22; they were given arbitrary numerical classification as each new type was recognised. Decoration types were similarly coded (see Table 45 on Fiche 2#18).

While this system follows the conventional one of classifying forms in order from closed to open vessel types, it departs from it in that neither the rim forms nor the sub-

divisions of the vessel types within the major categories are arranged with any ideas of traditional typological order. It was felt that too great an emphasis on typological development added little to a description of the pottery. As far as possible preconceptions based upon functional interpretation have been avoided, form types being defined by their proportions. The cut off points between types are arbitrary, as, for instance, between jars and beakers where the form description is similar, size being the important distinction. However, the common names used for these forms were in most cases based upon traditional terminology, which, it is suggested by Millett 1979a, 37, provide a generally consistent classification.

The proportion of different forms (according to the presence of a form in a context) is illustrated in Fig. 150 on Fiche 2#23. This is not intended as a precise quantification but does give a useful general view of the relative numbers of each form in use during the whole of the period.

A formal vessel catalogue is given in Figs. 83–90. The illustrated vessels represent the range of basic forms, rim variations and decoration. Wares which are already well known are not illustrated but are included in the series with references to published corpora. The vessel catalogue includes a list of fabrics (see Ch. V.2.c.3) in which the forms occur.

### V.2.c.2 Major form definitions

1. **Flagons** A closed vessel with a long narrow neck, wide diameter body, and one or more handles.
2. **Jugs** A closed vessel with a long narrow neck, wide diameter body, one or more handles and a pouring lip.
3. **Jars** A vessel which can be closed or open (see form subdivisions). Its height is arbitrarily defined as being 150 mm or more and is as great or greater than its body diameter.
4. **Beakers** A closed vessel whose height is less than 150 mm. Its height is as great or greater than its rim diameter which is less than its body diameter. The rim diameter is 100 mm or less. It has no handle.
5. **Cups** An open vessel with no neck, whose rim diameter is as great or greater than the body diameter. It has one or more handles.
6. **Bowls** An open vessel whose height is less than its rim diameter. The proportion of height: diameter can vary from 3:8 up to, but not including 1:1.
7. **Dishes** An open vessel whose proportions of height to diameter are less than 1:4 but more than 1:8.
8. **Plates** An open vessel whose proportions of height to diameter are less than 1:8.
9. **Lids** An open vessel whose height diameter is less than 1:2 and which has a 'handle' or knob with which to hold the vessel in the centre of the base exterior. These vessels appear unstable if drawn as bowls.

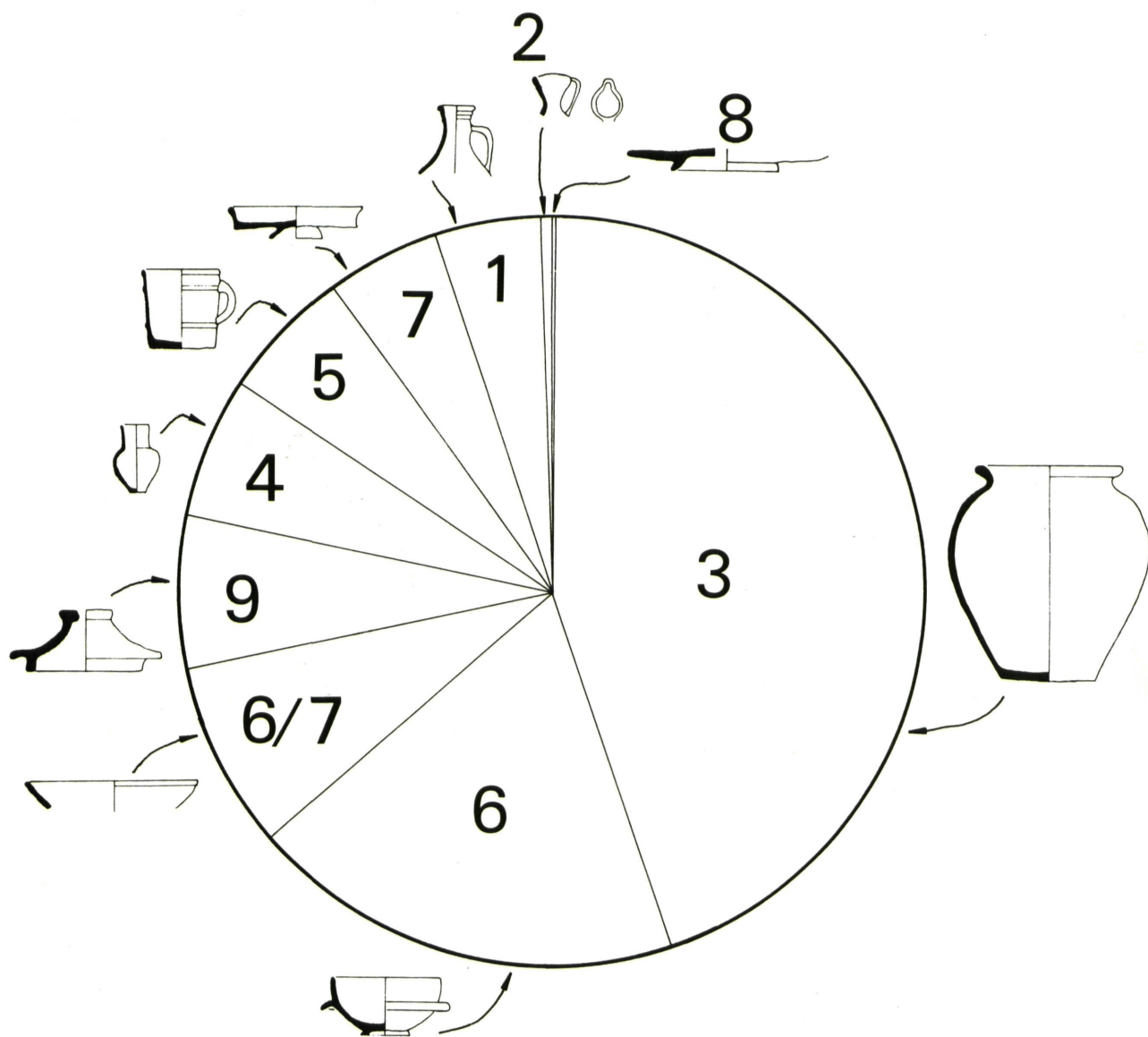


Figure 82 Roman pottery: pie diagram showing proportions of major forms



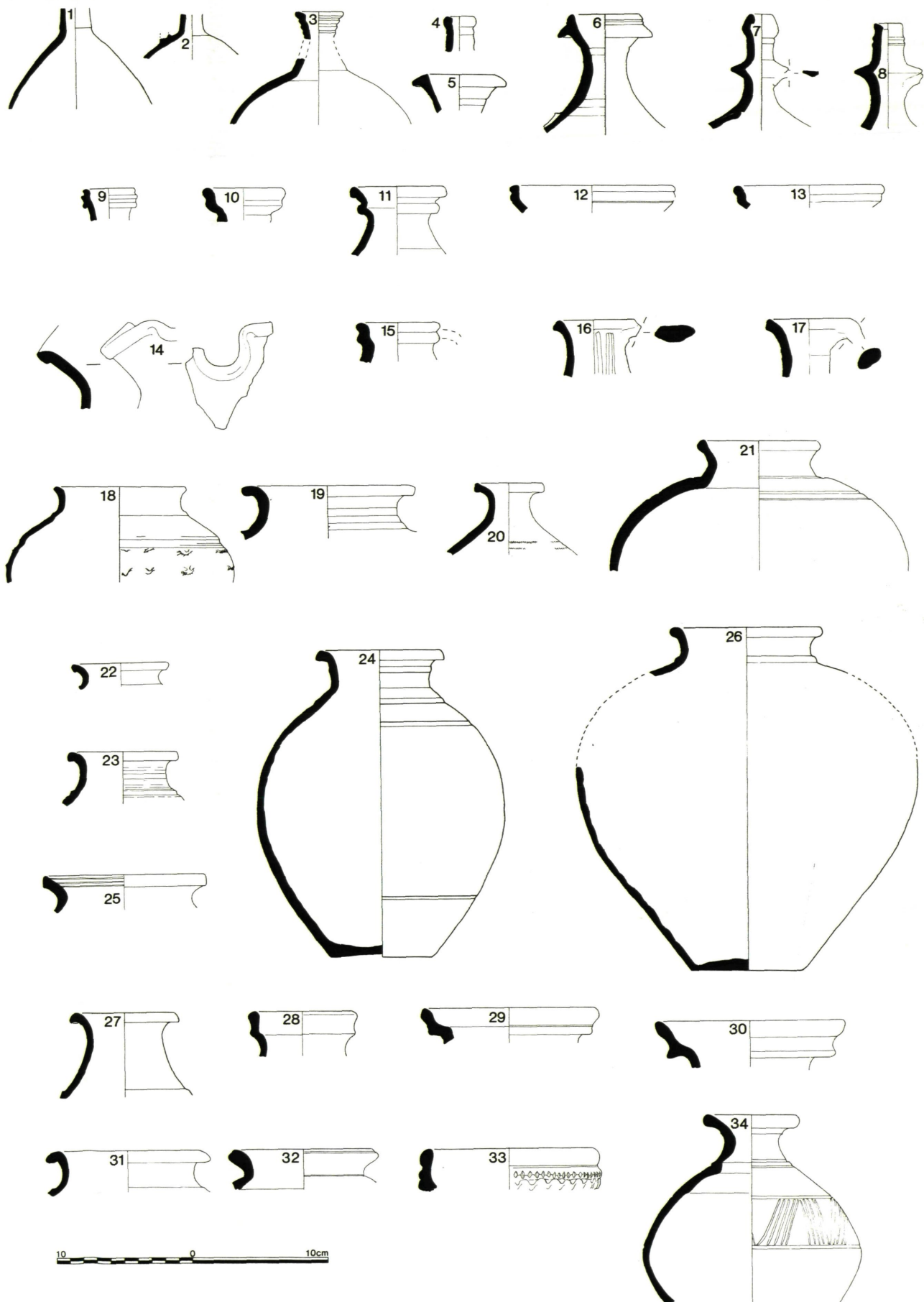


Figure 83 Roman pottery: Form Corpus Types 1 to 3.2

**V.2.c.3 Form corpus****Type 1 Flagons.**

The sub-divisions based on the major differences in rim and neck forms are illustrated below; where vessels occur in different fabrics to those of the illustrated example the fabrics are given in brackets. Since the pottery was classified according to a theoretical framework, there are missing numbers in this form series, *eg* there is no form 1.2 in the Roughground Farm pottery; however, this form has been found elsewhere. Where appropriate, cross reference is made to Young's classification (Young 1977).

- 1 Fabric 13.2. Fig. 83.1 and 2. Although these vessels have no rims, they are included as being good examples of wide bodied, long necked, vessels with handles.
- 1.1 Fabric 12.2. Fig. 83.3. (Not illustrated 13.1).
- 1.3 Fabric 8. Fig. 83.4.
- 1.4 Fabric 9.2. Fig. 83.5. (Not illustrated 13.1).
- 1.5 Fabric 9.1. Fig. 83.6.
- 1.6 Fabric 6.1. Fig. 83.7 and 8. Young 1977, C8, p. 148, Fig. 53.
- 1.7 Fabric 9.4. Fig. 83.9.
- 1.8 Fabric 10.1. Fig. 83.10 and 11.
- 1.9 Fabric 10.1. Fig. 83.12 and 13.

**Type 2 Jugs**

Two variations are illustrated, only one of which, 2.1, was found at Roughground Farm.

- 2.1 Fabric 6.1. Fig. 83.14. Young 1977, C12, p. 150, Fig. 54

**Type 3 Jars**

The sub-divisions within this form are based upon differences in body shape. Descriptions and illustrations are given below. The rim forms are illustrated in the microfiche Fig. 149 on Fiche 2#22.

- 3.1 A narrow necked jar with one or more handles.
- 3.1/65 Fabric 12.1. Fig. 83.16 and 17. (Not illustrated Fabric 6.1, Young 1977, 150, Fig. 54.)
- 3.1/36 Fabric 10.1. Fig. 83.15. Young 1977, W29
- 3.1/89 Fabric 6.1. Not illustrated. Young 1977, 150, Fig. 54.
- 3.2 A narrow necked jar, otherwise corresponding to the general definition given for jars.
- 3.2/2 Fabric 12.2. Fig. 83.18, rusticated, late 1st/early 2nd century form, almost the only example of rusticated decoration recovered from this site.
- 3.2/4 Fabric 11.2. Fig. 83.19. (Not illustrated Fabric 12.3).
- 3.2/6 Fabric 12.3, 14.1. Not illustrated.
- 3.2/8 Fabric 12.2. Fig. 83.20. (Not illustrated 12.1).
- 3.2/10 Fabric 12.1. Fig. 83.21.
- 3.2/15 Fabric 12.1. Fig. 83.25.

- 3.2/19 Fabric 12.2. Fig. 83.26.
- 3.2/24 Fabric 12.1. Not illustrated.
- 3.2/27 Fabric 12.1. Fig. 83.27.
- 3.2/30 Fabric 12.1, 6.1. Fig. 83.23 and 24.
- 3.2/33 Fabric 6.3. Not illustrated. Young 1977, WC2, 120, Fig. 38.
- 3.2/34 Fabric 6.1. Not illustrated. Young 1977, C16, p. 150, Fig. 54
- 3.2/37 Fabric 12.1. Fig. 83.28.
- 3.2/41 Fabric 12.1. Not illustrated.
- 3.2/43 Fabric 12.1. Not illustrated.
- 3.2/45 Fabric 12.7. Not illustrated.
- 3.2/46 Fabric 13.5. Not illustrated.
- 3.2/56 Fabric 12.1. Fig. 83.22. (Not illustrated 12.2).
- 3.2/57 Fabric 12.1. Fig. 83.31.
- 3.2/59 Fabric 12.1. Fig. 83.33. Young 1977, R9 and 10, p. 209, Fig. 74.
- 3.2/60 Fabric 12.1. Fig. 83.29 and 30.
- 3.2/64 Fabric 13.1. Fig. 83.34. (Not illustrated 12.7, 12.1).
- 3.2/65 Fabric 12.1. Fig. 83.32.

3.3 Jars with a distinct carination were fragmentary. There were no complete or even semi-complete profiles.

- 3.3 Fabric 12.1 Fig. 84.1. (Not illustrated 13.1, 13.4, 13.5, 14.2).

3.4 This sub-division is defined as wide mouthed jars in which the diameter of the mouth is the same or a little less than that of the body. Those vessels, for which only the general type and rim form could be recognised and so have numerical descriptions of the form 3/5 without sub-division of the vessel type, are included here because, although they were fragmentary, they appeared to be wide mouthed.

- 3/5 Fabric 6.3. Fig. 84.6.
- 3/27 Fabric 13.5. Fig. 84.29. (Not illustrated 12.1).
- 3/40 Fabric 10.1. Fig. 84.2.
- 3/42 Fabric 11.2. Not illustrated.
- 3/45 Fabric 12.1. Fig. 84.5.
- 3/46 Fabric 10.2. Fig. 84.4. (Not illustrated 12.1).
- 3/71 Fabric 13.5. Fig. 84.7.
- 3/82 Fabric 12.1. Fig. 84.3.
- 3.4/2 Fabric 13.1. Fig. 84.8. This vessel has small patches of lead glaze on its rim and shoulder. It is suggested that it is a product of the N. Wilts kilns which produced lead glazed pottery. Fabric 11.2. Fig. 84.10. Fabric 12.1. Fig. 84.11, grooved on shoulder. (Not illustrated 10.2, 11.1, 12.3, 12.4, 12.7, 13.5, 13.6, 14.3, 15, 20).
- 3.4/3 Fabric 12.1. Fig. 84.13. (Not illustrated 10.2, 11.1, 11.2, 12.2, 12.3, 15).
- 3.4/4 Fabric 12.1. Fig. 84.20. (Not illustrated 12.3).
- 3.4/5 Fabric 17. Fig. 84.21.
- 3.4/6 Fabric 12.1. Fig. 84.26. (Not illustrated 11.2, 12.3, 14.2, 14.4, 15).
- 3.4/7 Fabric 12.1. Fig. 84.27.






Figure 84 Roman pottery: Form Corpus Type 3.3 to 3.4

- 3.4/8 Fabric 12.1. Fig. 84.24. (Not illustrated 12.3, 15, 20, 21)
- 3.4/10 Fabric 12.1. Fig. 84.17. (Not illustrated 15).
- 3.4/11 Fabric 11.1. Fig. 84.25.
- 3.4/12 Fabric 12.1. Fig. 84.9. (Not illustrated 12.3).
- 3.4/13 Fabrics 12.1, 12.3, 12.4. Not illustrated.
- 3.4/14 Fabric 12.1. Not illustrated.
- 3.4/19 Fabric 12.1. Fig. 84.14. (Not illustrated 11.2, 12.3, 14.1).
- 3.4/21 Fabric 11.2. Fig. 84.23. (Not illustrated 12.1, 12.3).
- 3.4/24 Not illustrated
- 3.4/28 Fabric 12.2. Fig. 84.31. (Not illustrated 12.1)
- 3.4/30 Fabric 12.3. Fig. 84.30. (Not illustrated 12.1, 12.4).
- 3.4/36 Fabric 11.2, 12.1. Fig. 85.5 and 6.
- 3.4/42 Fabric 12.1. Not illustrated
- 3.4/43 Fabric 11.1. Fig. 84.22. (Not illustrated 11.2, 12.1, 12.3, 13.5).
- 3.4/45 Fabric 12.3. Not illustrated
- 3.4/46 Fabric 12.3 Not illustrated
- 3.4/49 Fabric 20. Not illustrated
- 3.4/52 Fabric 11.1. Fig. 84.15 and 16. (Not illustrated 11.2, 12.1, 12.2, 12.3, 12.4).
- 3.4/55 Fabric 12.1. Fig. 84.18. (Not illustrated 11.1, 12.2, 13.1).
- 3.4/56 Fabric 11.2. Fig. 84.12. (Not illustrated 10.2, 12.1/22, 12.3, 12.4, 13.1, 15).
- 3.4/57 Fabric 12.1. Fig. 85.8. (Not illustrated 12.3, 15).
- 3.4/62 Fabric 12.3. Not illustrated.
- 3.4/64 Fabric 13.1. Fig. 84.19. (Not illustrated 12.1, 12.3, 12.4, 15).
- 3.4/66 Fabric 12.3. Fig. 85.4.
- 3.4/67 Fabric 12.3. Fig. 85.7.
- 3.4/68 Fabric 12.3 (variation). Fig. 85.3. This form and fabric are paralleled at Claydon Pike, Fairford, Glos. (Green in Miles and Palmer in prep), Churchill Hospital Kilns, Oxford (Green and Young in prep), Wanborough (Janet Richardson pers. comm.), Cirencester (J Richardson), Tiddington and Alchester (Paul Booth pers. comm.). More complete vessels take the form of a large globular storage jar. All these examples appear to be of 3rd to 4th century date.
- 3.4/69 Fabric 12.3, 12.4. Fig. 85.1 and 2.
- 3.4/73 Fabric 12.2. Not illustrated.
- 3.4/80 Fabric 20. Fig. 84.28.
- 3.5 This division forms a distinct vessel type with a curved neck, a high shoulder, and body walls tapering to a relatively narrow, often foot-ring, base.
- 3.5/2 Fabric 20. Fig. 85.9. (Not illustrated 11.5, 12.1, 12.3, 13.5, 14.3).
- 3.5/3 Fabric 12.1. Fig. 85.12. (Not illustrated 12.7, 14.3 cf. Young 1977, R38, p. 220, Fig. 80).
- 3.5/4 Fabric 12.1. Not illustrated.
- 3.5/56 Fabric 12.1. Not illustrated.
- 3.5/64 Fabric 12.1. Fig. 85.11.
- 3.5/81 Fabric 20. Fig. 85.10. (Not illustrated 19).
- 3.5/82 Fabric 20. Not illustrated.
- 3.6 This definition is very similar to that of 3.4, the important difference is that the diameter of the rim is greater than that of the body.
- 3.6/2 Fabric 11.2. Fig. 85.20.
- 3.6/3 Fabric 12.1. Fig. 85.17.
- 3.6/6 Fabric 13.1, 12.1. Not illustrated.
- 3.6/16 Fabric 12.1. Not illustrated.
- 3.6/27 Fabric 13.5. Fig. 85.13.
- 3.6/30 Fabric 13.5. Fig. 85.14 and 15.
- 3.6/36 Fabric 12.1. Not illustrated.
- 3.6/43 Fabric 11.1. Fig. 85.19.
- 3.6/51 Fabric 12.1. Fig. 85.16.
- 3.6/52 Fabric 11.2. Fig. 85.18. (Not illustrated 16).
- 3.6/56 Fabric 12.1. Not illustrated.
- 3.6/64 Fabric 13.5. Fig. 85.21.
- 3.7 Jars with globular bodies and very little or no neck. The rim diameter is less than that of the body.
- 3.7/12 Fabric 12.3, 12.5. Fig. 86.6 and 7. (Not illustrated 12.6, 15, 20, 21).
- 3.7/38 Fabric 12.3, 15. Fig. 86.1 and 2. (Not illustrated 17).
- 3.7/55 Fabric 11.2. Fig. 86.8.
- 3.7/77 Fabric 16. Fig. 86.3.
- 3.7/84 Fabric 11.3. Fig. 86.9.
- 3.8 Jars with relatively uncurved body walls close to vertical and everted rims whose diameter may be greater or less than the body.
- 3.8/12 Fabric 16. Fig. 86.10.
- 3.8/55 Fabric 16. Fig. 86.4 and 11; fabric 20, Fig. 86.5.
- 3.8/76 Fabric 16. Fig. 86.12.
- 3.8/78 Fabric 16. Fig. 86.13.
- 3.8/79 Fabric 15. Fig. 86.14.
- Type 4 Beakers**
- Most of the specimens from Roughground Farm were fragmentary and it was difficult to define them further than major type with differentiated rims.
- 4/1 Fabric 6.1. Not illustrated.
- 4/2 Fabric 6.1. Not illustrated.
- 4/3 Fabric 12.1. Not illustrated.
- 4/12 Fabric 11.1. Fig. 86.15.
- 4/14 Fabric 11.1. Fig. 86.16. (Not illustrated 6.1).
- 4/22 Fabric 6.1. Not illustrated Young 1977, Form C22, p. 152, Fig. 55.
- 4/25 Fabric 12.1. Fig. 86.23. (Not illustrated 5 and 8).
- 4/26 Fabric 8. Not illustrated.
- 4/35 Fabric 12.1, 11.2 Fig. 86.25 and 26.
- 4/44 Fabric 6.1. Not illustrated.
- 4/45 Fabric 6.1. Not illustrated.







Figure 85 Roman pottery: Form Corpus Types 3.4 (cont.) to 3.6

*Figure 86 Roman pottery: Form Corpus Types 3.7 to 5*



- 4/46 Fabric 10.1. Fig. 86.24.  
 4/55 Fabric 12.1. Fig. 86.22.  
 4/70 Fabric 12.1. Fig. 86.21.  
 4/77 Fabric 12.1. Fig. 86.17.  
 4.1/25 Fabric 5. Fig. 86.20.  
 4.1/26 Fabric 5. Fig. 86.18.  
 4.1/39 Fabric 5. Fig. 86.19. (Not illustrated 12.1).  
 4.3 Fabric 7, Fulford type 39, not illustrated Fulford 1975.  
 4.3/19 Fabric 6.1. Not illustrated. Young 1977, C27, p. 154, Fig. 56.  
 4.6 Fabric 6.1. Not illustrated. Young 1977, C20, p. 152, Fig. 55. Fabric 8, 13.1, 5, 7. Not illustrated.

#### Type 5 Cups

As with the other major forms subdivisions are made according to differences in body shape.

Only the major form number is given for fragmentary sherds; these are ordered by rim number.

- 5/14 This rim type was the most common (see catalogues for actual figures) Fabric 13.1. Fig. 86.28 and 32. (Not illustrated 12.1, 13.5).  
 5.2 This subdivision is defined as having more or less straight, vertical sides  
 5.2/1 Fabric 13.1. Fig. 86.27. (Not illustrated 12.2).  
 5.2/14 Fabric 13.1, 13.5. Fig. 86.29, 30 and 31. (Not illustrated 12.1).  
 5.3 This type differs from the above in that the sides of the vessel curve outwards away from the vertical.  
 5.3/1 Fabric 12.1. Not illustrated.  
 5.3/14 Fabric 13.1. Fig. 86.33. (Not illustrated Fabric 12.1).

#### Type 6 Bowls

The major subdivisions with variations in rim form are described below. The more common imitation samian forms have been given separate numbers under this scheme.

- 6.1 This form corresponds to the general description above but is differentiated from others under this heading by its incurving sides.  
 6.1/1 Fabric 11.2. Fig. 87.4. Note parallel lines of burnishing. (Not illustrated 6.1 Young 1977, C41, p. 156, Fig. 57).  
 6.1/2 Fabric  
 6.1/4 Fabric 10.1. Fig. 87.17. (Not illustrated 12.8).  
 6.1/16 Fabric 12.1. Fig. 87.18.  
 6.1/17 Fabric 13.5. Fig. 87.8 and 9.  
 6.1/19 Fabric 12.1. Fig. 87.6.  
 6.1/20 Fabric 10.1. Fig. 87.23. This vessel is decorated with orange painted crosses on the upper flange. Similar in form to Oxford white ware bowl W50 Young 1977, 106, Fig. 32.  
 6.1/22 Fabric 12.1. Fig. 87.7. (Not illustrated 11.2).  
 6.1/23 Fabric 11.2. Fig. 87.11.

- 6.1/29 Fabric 12.1. Fig. 87.16. (Not illustrated 11.2).  
 6.1/42 Fabric 11.2. Fig. 87.5.  
 6.1/47 Fabric 9.2. Fig. 87.3.  
 6.1/51 Fabric 10.2. Fig. 87.15.  
 6.1/53 Fabric 11.2. Fig. 87.12. (Not illustrated 12.1).  
 6.1/54 Fabric 11.2. Not illustrated.  
 6/58 Fabric 12.1. Not illustrated.  
 6.1/62 Fabric 12.1. Fig. 87.14.  
 6.1/63 Fabric 15. Fig. 87.10.  
 6.1/65 Fabric 14.2. Not illustrated.  
 6.1/70 Fabric 13.2. Not illustrated.  
 6.1/72 Fabric 13.5. Fig. 87.19 and 20.  
 6.1/74 Fabric 13.6. Fig. 87.21. Upstanding part of rim damaged.  
 6.1/75 Fabric 14.2. Fig. 87.22.  
 6.1/88 Fabric 11.2. Fig. 87.13.  
 6.1/90 Fabric 12.1, 16. Fig. 87.1 and 2. The coarse storage vessels in fabric 16 are placed in the category of bowls because close parallels from other sites are of this form, viz. Claydon Pike, Fairford, Glos. (Miles and Palmer in prep), Poston, Herefordshire (Anthony 1958, Fig. 7, p. 33), Sutton Walls (Kenyon 1953, Fig. 18, 5), Frocester (pers. comm. S Trow), North Cerney, Glos (Trow 1982) and Beckford, Glos. (pers. comm. H Rees). In all cases these vessels, like the examples illustrated here, appear to be tempered with palaeozoic limestone of probable Cotswold origin.  
 6.2 A sub-division made on the basis of the straight walls of these vessels, while still corresponding to the general form description.  
 6.2/1 Fabric 15. Fig. 88.1. (Not illustrated 11.1, 11.2, 12.1).  
 6.2/3 Fabric 12.1. Fig. 88.18.  
 6.2/14 Fabric 13.2 Fig. 88.10. (Not illustrated 12.1).  
 6.2/16 Fabric 11.1. Fig. 88.11 and 12. (Not illustrated 11.2, 12.1, 12.7).  
 6.2/20 Fabric 11.2. Fig. 88.14.  
 6.2/23 Fabric 12.1. Fig. 88.9.  
 6.2/29 Fabric 9.4. Fig. 88.17.  
 6.2/34 Fabric 11.3. Fig. 88.3.  
 6.2/41 Fabric 11.1, 11.2, Fig. 88.15 and 16. (Not illustrated 6.1 Young 1977, C93, p. 173, Fig. 66, 12.1, 14.1).  
 6.2/42 Fabric 11.2. Fig. 88.5.  
 6.3/47 Fabric 11.1. Fig. 88.2 and 6.  
 6.2/52 Fabric 11.1. Not illustrated.  
 6.2/53 Fabric 11.1, 12.1. Not illustrated.  
 6.2/54 Fabric 11.2. Fig. 88.8. (Not illustrated 11.1).  
 6.2/58 Fabric 12.1. Fig. 88.4.  
 6.2/59 Not illustrated  
 6.2/61 Fabric 11.1. Fig. 88.7. (Not illustrated 12.1).  
 6.2/62 Fabric 12.3. Not illustrated.  
 6.2/82 Fabric 11.2. Fig. 88.13.  
 6.3 This vessel type corresponds to the general criteria for bowls outlined at the beginning of this section. Its

*Figure 87 Roman pottery: Form Corpus Type 6.1*





Figure 88 Roman pottery: Form Corpus Types 6.2 to 6.11

distinguishing characteristics are its angular profile and carination. Only one example has been recognised from Roughground Farm.

- 6.3/14 Fabric 13.5. Fig. 88.25. Highly burnished, cf. Webster 1976.
- 6.4 A bowl with numerous holes pierced in the base before firing to allow drainage, viz., a colander. No vessels with rims were found, that illustrated being the most complete example. Fabrics 12.1. Fig. 88.19. (Not illustrated 13.1, 11.2).
- 6.5 Bowl imitating samian form Drag. 31 This form only definitely occurred in Fabric 6.1. Young 1977, 158, Fig. 58, C45 and C46. Fig. 88.22. This example was chosen for illustration because of its complete profile and illiterate stamp.
- 6.6 A bowl imitating samian form Drag. 27 One example only from this site, Fabric 12.1, not illustrated. Young 1977, R62.1, p. 224, Fig. 83. The dating is given as second century.
- 6.7 A bowl with a chamfered base.
- 6.7/16 Fabric 11.1. Fig. 88.20 and 21. (Not illustrated 12.1).
- 6.7/18 Fabric 12.7. Fig. 88.23.
- 6.7/53 Fabric 12.1. Not illustrated.
- 6.7/63 Fabric 12.1. Fig. 88.26.
- 6.8 Bowl copying samian form Drag. 36 and Curle 15.
- 6.8/85 Fabric 6.1. Not illustrated. Young 1977, C47 and C48, p. 158, Fig. 58
- 6.8/86 Fabric 13.6. Fig. 88.27. (Not illustrated 6.1, Young 1977, p. 158, Fig. 58).
- 6.9 Bowl copying samian form Dr 38. (Not illustrated 6.1, Young 1977, C51 and Young 1977, C52, p. 160, Fig. 59).
- 6.10 Bowl form copying Drag. 37 Fabric 6.1. Fig. 88.24. Young 1977, C55, C73, C75, C81, C84, C86, pp. 160, 164, 166, 170. Figs. 60, 61, 62, 64, 65.
- 6.11 Bowl form with wall sides. Not illustrated. Fabrics 6.2, 6.3, Young 1977, 24, 87, Fig. 27, and 120, Fig. 38.

#### Type 6-7 Bowl or dish

Vessels were given this classification when a positive identification as either 'bowl' or 'dish' was impossible. The two forms illustrated below were picked to extend the range of decoration illustrated rather than for rim form.

- 6-7/1 Fabric 11.2. Fig. 89.1. (Not illustrated 11.1, 12.1)
- 6-7/14 Fabric 11.2. Fig. 89.5. (Not illustrated 11.1).

#### Type 7 Dishes

Four sub-divisions are described below. The commoner rim forms which are also to be found with Form 6 are catalogued but not illustrated.

- 7.1 A dish with straight sides and flat base.
- 7/1 Fabric 8. Not illustrated.

7.1/1 Fabrics 11.1, 11.2, 13.1, 15. Not illustrated.

7.1/14 Fabric 13.1. Fig. 89.6.

7.1/16 Fabric 11.1. Fig. 89.7.

7.1/19 Fabric 12.1. Not illustrated.

7.1/42 Fabric 12.1. Not illustrated.

7.1/47 Fabric 11.1. Not illustrated.

7.1/58 Fabric 12.1. Not illustrated.

7.2 A sub-division corresponding to the major form type but being distinguished by its having one or more handles. The vessel may be oval or circular in plan.

7.2/1 Fabric 11.1. Fig. 89.2. Only one fragment of a vessel corresponding to the above description was found.

7.4 A vessel type following the major form description above but with a shallow wall, or 'hammerhead' rim. Fabric 6.1. Not illustrated. Young 1977, C41, p. 156 for description.

7.5 This sub-division is distinguished by its small footing base and outward sloping straight or slightly convex sides. Fabric 14.5, 11.2, Fig. 89.3, and 4.

#### Type 8 Plates

8 The sherd illustrated apparently corresponds to this type, but the walls have been ground down, possibly indicating re-use as a lid. Traces of red colouring occurred on both sides. Fabric 10.1. Fig. 89.8. (Not illustrated 12.1, 12.3).

#### Type 9 Lids

Differences in rim types formed the basis for sub-dividing this type.

9.1 A lid with plain rim. Fabric 12.1, 11.2. Fig. 89.9 and 10. (Not illustrated 12.3, 11.2).

9.2 Lid with slightly everted pointed rim. Fabric 11.2. Fig. 89.11. Fabric 12.1. Fig. 89.12 and 13.

9.4 Lid with rim square in section with groove. Fabric 12.1. Fig. 89.14 and 15.

9.5 Lid with inturned rim projected outwards at right angles to body. Fabric 13.6. Fig. 89.16. (Not illustrated 12.1, 13.5).

9.6 Lid with everted rounded rim. Fabric 11.2. Fig. 89.17. (Not illustrated Fabrics 12.1, 13.5, 13.6).

9.7 Lid with inturned angular rim. Fabric 12.2. Fig. 89.18. (Not illustrated 12.4, 14.3).

9.8 Lid with inturned rim, similar to 9.5 but without projection. Fabric 13.1. Fig. 89.19 and 20.

#### Type 10 Mortaria

by Kay Hartley and Sarah Green

See specialist report Ch. V.2.b.4.

10.1 Mortarium with roll rim turned under at its tip and bead which is lower than the highest point of the rim.






Figure 89 Roman pottery: Form Corpus Types 6-7 to 10.11



Fabric 2.8. Not illustrated. Verulamium 110–145 AD.  
Fabric 2.1. Not illustrated Oxford M1 100–150 AD  
Young 1977, 68.

10.2 Mortaria with roll rim and internal bead which is lower than the highest part of the rim. Fabric 2.8. Fig. 89.21. Verulamium 80–120 AD. Fabric 2.1. Fig. 89.24 and 25. Both of the illustrated sherds may come from the same vessel. Oxford M2 100–170 AD Young 1977, 68.

10.3 Mortaria with roll rim and bead which is the highest point of the rim. Fabric 2.1. Not illustrated. Oxford M3 140–200 AD Young 1977, 68.

10.4 Fabric 2.7. Fig. 89.22. Cirencester 140–180 AD. Fabric 2.7. Fig. 89.23. Cirencester 140–180 AD.

10.5 Mortarium with thick downward pointing grooved flange. Fabric 2.5. Fig. 89.26. Mancetter/Hartshill 220–280 AD. Fabric 2.9. Not illustrated Unknown source 200–300 AD.

10.6 Mortarium with upright rim and downward pointing hooked flange. Fabric 2.4. Fig. 89.29. Lower Germany 150–250 AD. Fabric 2.1. Not illustrated Oxford White Ware M11 Young 1977, 70 180–240 AD

10.7 Wall sided mortarium. Fabric 2.7. Fig. 89.28. Glos./N.Wilts 200–300 AD. Fabric 2.1. Not illustrated Oxford White Ware M14 Young 1977, 72. Fabric 2.2. Not illustrated Oxford Red/brown CC C97 Young 1977, 174, Fig. 67.

10.8 Mortarium with upstanding rim, wide flat hooked flange and spout formed by turning the rim out across the flange. Fabric 2.1. Not illustrated Oxford White Ware M17 Young 1977, 72, Fig. 21. 240–300 AD Fabric 2.2. Not illustrated Oxford White CC Ware, WC4 Young 1977, 120, Fig. 38 240–300 AD.

10.9 Similar to above but with closed hook. Fabric 2.1. Not illustrated Oxford White Ware M18 Young 1977, 72, Fig. 21. 240–300 AD

10.10 Mortarium with upstanding rim, sometimes grooved, and wide thick inbent flange. Fabric 2.1. Not illustrated Oxford White Ware M19 Young 1977, 76, Fig. 22 240–300 AD.

10.11 Mortarium with slight bead on a straight, slightly downsloping grooved flange. Fabric 2.6. Fig. 89.27. Lower Nene Valley 300–400 AD.

10.12 Mortarium with downward pointing angular flange hooked sharply back. Fabric 2.1. Not illustrated Oxford White Ware M21 Young 1977, 76, Fig. 22 240–300 AD.

10.13 Mortarium with upstanding rim and squat flange folded over quite close to body. Fabric 2.1. Not illustrated Oxford White Ware M22 Young 1977, 77, Fig. 23 240–400 AD. Fabric 2.2. Not illustrated Oxford white colour-coat WC7 Young 1977, 122, Fig. 38 240–400 AD. Fabric 2.3. Not illustrated Oxford red/brown colour-coat C100 Young 1977, 174, Fig. 67 300–400 AD.

#### Type 11 Amphorae

See the specialist report above (Ch. V.2.b.3). Because of the fragmentary nature of the sherds the only drawing is of a name stamp from the handle of a Dressel 20 (Fig. 90.1). Two amphora types were identified.

11.1 Dressel 20, used for transportation of olive oil, from southern Spain. Globular shape but short neck and thick double handles. Mainly first to second century but continued into third century.

11.2 Pelichet 47, used for transportation of wine, probably from southern France. Dated from last half of first century to beginning of third century.

#### Type 12 Miscellaneous vessel types

12.1 Not illustrated. Castor Box or its lid. Nene Valley coated ware (see Hartley 1972, Fig. 4, 17–18) and Howe *et al* 1980).

12.2 Fabric 12.6, two body sherds possibly from a butt beaker made in an imitation *Terra nigra* fabric. Vertical and diagonal combing in groups of four between zones of rouletting. Fig. 90.2.

12.3 Fabric 23, a miniature dolium in fine hard dark grey fabric. Fig. 90.3.

12.4 Fabric 9.4, a cylindrical two handled flagon-like vessel with rough horizontal grooves round its neck and shoulder. Fig. 90.4.

12.5 Fabric 12.2, a cylindrical vessel of vaguely chimney like appearance with pronounced flange around lower neck. Fig. 90.5.

12.6 Fabric 20, pedestal base. Fig. 90.7

12.7 Fabric 16, base, pierced after firing, fulfilling some straining function. Parallels from Barton Court (Miles 1986), Stanton Harcourt (Grimes 1943 44) and Frilford (Bradford & Goodchild 1939). Fig. 90.8.

12.8 Convex base from jug or flagon. See report on Fabric 25. Fig. 90.9

12.9 Fabric 12.1, Body sherd of vessel with deeply fluted sides in fine grey fabric. cf. 'Salmonsbury vase'. (See Discussion below for further details). Fig. 90.6.

12.10 Fabric 24, A single body sherd probably from a jar. The decoration consists of regularly spaced square stamps impressed onto the body and the applied semi-circular lug handle (?) of the vessel. Fig. 90.11)

#### Type 13 Re-used sherds

Spindle whorls made out of bases of Oxford red/brown colour-coated vessels (Fig. 90.12 and 13). Other re-used sherds (not illustrated) included a grey ware body sherd roughly rectangular in shape (c 70 mm long) with all four corners rounded off and its sides smoothed. A similar sized sherd of BB1 had one side filed off and rounded in the same way. As has already been noted at least one samian vessel had been re-shaped for use as a lid.



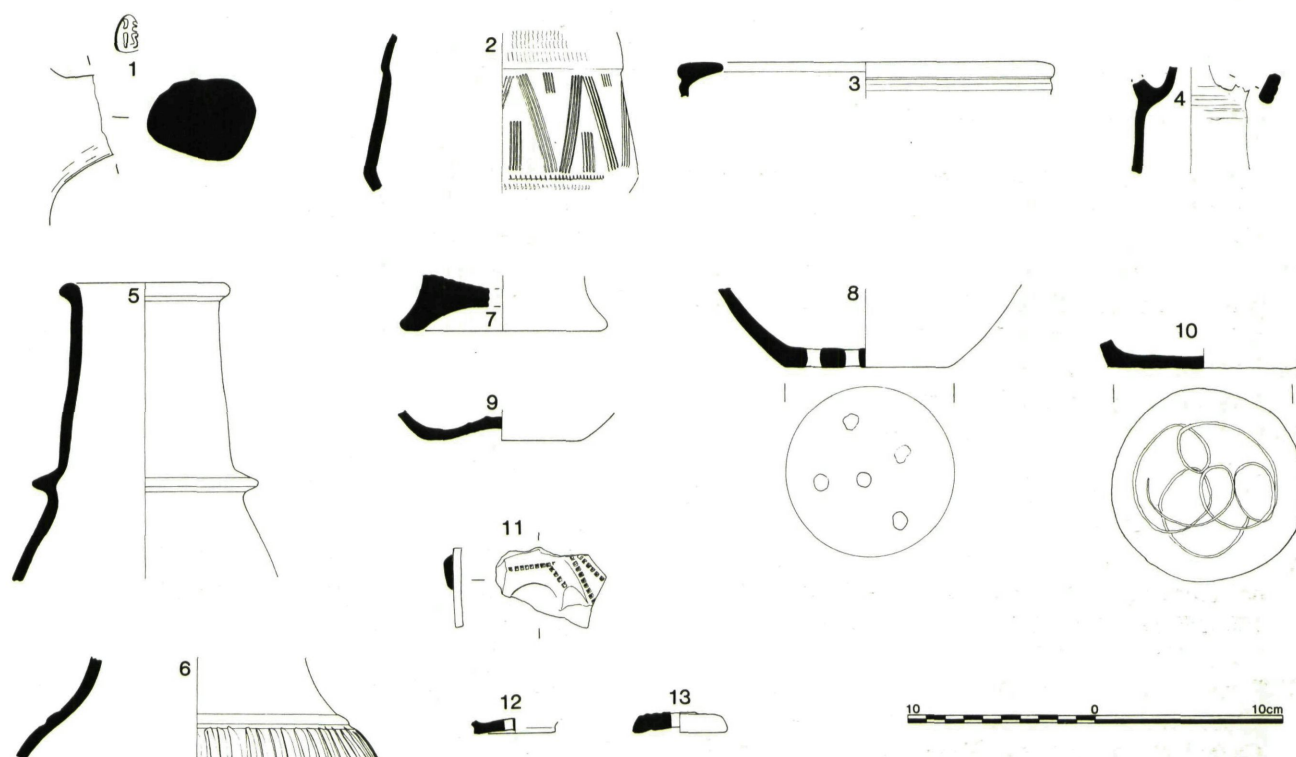


Figure 90 Roman pottery: Form Corpus Types 11 to 13

## V.2.d Discussion of pottery recovered between 1957 and 1982

### V.2.d.1 Introduction

The criteria used for phasing within the Roman period have already been discussed (Ch. V.1). Problems with using the pottery for dating included a scarcity of good stratified deposits, residuality, and contamination.

A major problem was the lack of published dated sequences of comparable material from the area, a problem partially allayed at a late stage of the analysis by the publication of the early Cirencester sites (Wacher & McWhirr 1982). Examination of the pottery from Fairford, Claydon Pike (in prep) which is some 3 km from Roughground Farm) also provided useful stratified sequences. The local coarse wares of presumably limited distribution (such as many of the grey wares, *eg* fabrics 12.1, 12.2) were particularly problematical but an effort was made to define their distribution if only by noting their absence at other sites. Parallels from Bagendon have been sought where relevant, with the redating suggested by Swan (Clifford 1961; Swan 1975).

A series of pie-diagrams (Fig. 150 on Fiche 2#23) attempts to show the changing proportions of fabric during the Roman phases of the site. Intermediate phases were introduced when the available evidence did not allow greater accuracy.

### V.2.d.2 Non-local fabrics

Imported types form a small proportion of the ceramic assemblages of the earliest phases of the site. South Gaulish samian, including a few Neronian and Flavian sherds, forms the bulk of these imports but the quantity is very small in comparison to the later, mainly Central Gaulish samian which continues to be the major long distance import throughout the second century. Occasional sherds of early imported fine wares occur residually, for instance, the flagon base of 'black sand' fabric (Fig. 90.9). Rhenish and imported rough-cast wares are poorly represented.

Of the major Romano-British colour-coat industries Oxford wares are the most important with Nene Valley and New Forest types coming a poor second and third respectively. The other colour-coated pottery (Fabric 9) forms a relatively large proportion due to its more local nature and will be considered below.

No amphorae occur in the first site period and the majority of sherds appear to be residual examples of first and second century Spanish imports. Single specimens of mortaria from several well known industries occur, the majority, however, are third and fourth century Oxford types (see Fig. 79 for a detailed breakdown of types).

The dividing line between local and non-local is arbitrary and certain coarse ware fabrics of unknown provenance are

difficult to ascribe satisfactorily. Some fabrics which are poorly represented on the site (eg Fabrics 13.2–13.5) show attributes characteristic of Severn Valley Wares. Others however, some of the sandy grey wares for example, are considered local because of their relative abundance, their absence from assemblages from relatively similar sites (with the proviso noted at the beginning of this section), and the assumption that coarse grey or black wares are unlikely to have been imported from a great distance. Black-burnished 1, although anomalous by these criteria, is considered with its imitations under the second category of local fabrics.

#### V.2.d.3 Local fabrics

This category contains both fine and coarse wares. Finer wares are well represented in the earliest phases of the site; generally these are local copies of Gallo-Belgic type, the butt beaker (Fig. 86) being a good example of this class. Other Gallo-Belgic inspired forms include a small number of dishes and platters with shallow foot-ring base, paralleled at Bagendon etc. One sherd (Fig. 90.6) appears to have much in common with a vessel from Salmonsbury (Greene, in Dunning 1976, 103, pl.IX) in a fine grey fabric with similar deeply fluted sides, cordon and curved neck. The vessel from Salmonsbury was considered to be of probable Claudian date. A comparison of the fabrics would establish whether the unstratified example from Roughground Farm is an import or a high quality local imitation of *Terra nigra*.

Fabric 20 is one of the most distinctive, found in large quantities in the early phases of the site. It has a wide distribution, being found at Claydon Pike, Lechlade and Cirencester (Fabric 3) up to the end of the first century, and in second century levels at Gloucester (TF2 and variants) as well as at Bagendon. The most characteristic form in this fabric, the necked bowl form 3.5, is exactly paralleled at Langford Downs (Harding 1972, 10). As at Langford Downs, the form appears associated with the handmade inverted rim, slack profiled jar of 'Iron Age B' type. The published description of the fabrics suggests that these too resemble those from Roughground Farm, but it is debatable whether this represents pre-Roman occupation as is suggested at Langford Downs. The dating of similar forms from Bagendon must be considered in the light of Swan's redating of the site (Swan 1975), the significant point of this being that 'almost the entire assemblage of excavated material from Bagendon probably reached there after 43 AD'. It is possible that 'native' forms continued in use up to the end of the first century AD with more Romanised forms and fabrics being slowly adopted outside the area immediately under the new Roman influence.

The area excavated at Roughground Farm produced none of the vessel types considered typical of a military presence, eg Hofheim type flagons, fine Arretine or Lezoux table ware, or early imported mortaria as at Cirencester.

The ceramic assemblage is dominated in all periods

by BB1, its wheelthrown imitations and the grey wares. The grey ware (Fabric group 12.1–2) probably contains fabrics of different provenance but a finer division was not attempted. It seems likely that material from Swindon is represented as well as

Oxford and other sources as yet unknown; grey wares predominate in the phase 1 assemblage, and Savernake types gradually decline in favour of the black burnished wares, especially after the end of the second century. A smaller but still significant group are the local colour coats which most frequently appear as flagons or mortaria (Fabric 2.7). This fabric is commonly known as South Western White Slip or SWWS with a wide distribution centring on the South Glos./North Wilts/Cirencester region.

In conclusion, the local and non-local fabric types appear to be of roughly equal importance, although the finer table wares, especially in the latest site phase, are generally imports, as are the mortaria and amphorae.

#### V.2.d.4 Form analysis

Taking the eleven basic groups of vessels and assessing their relative importance over time produced the following results. The range of types represented during phase III is wide, but the newly introduced Romanised types are far fewer than 'native' types, and jar forms predominate. The range of forms within the basic groups increases with time; the last site phase sees the introduction of the jug, the colander and a wide range of colour-coated table wares. Two factors should be borne in mind when assessing these results: one is the residual survival (or in the case of samian, use or re-use), in later phases of obviously early forms, the other is the original excavation strategy, in that partial excavation in the area of the villa buildings has produced a bias in favour of later material.

### V.2.e Conclusions from the pottery recovered between 1957 and 1982

If the quantity and quality of fine tablewares can be taken as an indication of status, the site appears to be somewhere in the middle range of affluence in its first phases, having a reasonable quantity and number of samian forms, although no glazed or colour-coated pre-Flavian finewares have been recorded, and the quantity of second and third century fine ware imports is exceedingly small. The scarcity of amphorae possibly suggests that its long-range trading contacts for the more 'civilized' commodities were limited. A possible indication that the site was prospering in the latest period is suggested by the number and variety of colour-coated and parchment wares, mainly from the Oxford region but with Nene Valley types well represented.

In the earlier Roman phases the site's westerly contacts appear important: there are reeded-rim jars of first century date from Herefordshire and Gloucestershire, Severn Valley and Gloucester types including tankards and mica

dusted vessels and the local colour-coated wares of the second and third centuries. This influence declines in importance throughout the third and fourth centuries and is superseded by pottery sources to the east, reflecting the increased predominance of the major Oxford and Nene Valley Romano-British pottery industries.

## V.2.f Introduction to the pottery from the 1990 excavation

by Paul Booth

The 1990 excavation produced a further 2168 sherds of Iron Age and Roman pottery. This material was treated differently from that from the earlier excavations. Since the assemblage was small and as the pottery from the main excavation was not quantified in detail (see above), making close comparisons impossible, no detailed quantification of the 1990 material was undertaken.

Accordingly some aspects of the pottery were treated in summary fashion, particularly as regards attribution to precise fabrics and vessel forms. Sherds were assigned to a series of major ware groups:

S samian

F finewares (including mica-gilt and colour-coated wares)

A amphorae

M mortaria

W white wares

Q white-slipped wares

E 'Belgic type' (usually grog-tempered) fabrics

O oxidised coarse wares

R reduced coarse wares

B black-burnished wares

C calcareous tempered fabrics

The first six of these were grouped under the heading of 'fine and specialist' wares; sherds within these ware groups were assigned where possible to specific fabrics. A few basic subdivisions were recorded within the remaining major ware groups. The correlation between the ware groups used here and the fabrics identified among the earlier material is shown in Table 46 on Fiche 2#24.

Vessel types, like fabrics, were recorded at a fairly broad level and details of rim and base forms and decoration were only recorded where they seemed to be particularly significant. Recording at this level was intended to give as much information as possible within the limited resources available, while providing data which would still be directly comparable at a general level with that from the fully recorded assemblages. Quantification was by sherd count (Table 19), weight and EVEs (Table 20), though the discussion that follows is based principally on the figures for sherd count and EVEs.

Fabric	Number	Fabric group total	
		Number	%
Samian ware		75	3.5
Finewares		72	3.3
F31	1		
F44	5		
F51	52		
F52	4		
F55	3		
F60	2		
F61	5		
Amphorae		17	0.8
A11	6		
A13	8		
A21	2		
A31	1		
Mortaria		24	1.1
M21	3		
M22	15		
M31	2		
M41	4		
White wares		18	0.8
Unspec.	1		
W10	1		
W12	3		
W21	1		
W22	8		
W23	3		
W30	1		
White-slipped wares		14	0.6
Q20	3		
Q22	8		
Q24	2		
Q30	1		
'Belgic Type' wares		15	0.7
Unspec.	15		
Oxidised coarse wares		115	5.3
Unspec.	32		
O30	52		
O40	27		
O80	4		
Reduced coarse wares		1291	59.5
Unspec.	910		
R10	29		
R20	34		
R30	2		
R50	154		
R90	162		
Black burnished wares		466	21.5
B11	457		
B20	6		
B30	3		
Calcareous tempered wares		51	2.4
Unspec.	1		
C10	11		
C11	39		
'Prehistoric' (Middle Iron Age) fabrics		10	0.5
Unspec.	10		
Total		2168	

Table 19 Fabric sherd totals of Roman pottery from the 1990 excavation

	FLAGONS			JARS							BEAKERS			CUPS			TANKARDS		BOWLS				BOWL/DISH			DISHES			MORTARIA				LIDS	UNKNOWN	TOTAL EVES			
Fabric	BA	BB	B	CD	CH	CK	CL	CM	CN	C	EC	EH	E	FB	FC	F	GA	G	HA	HB	HC	H	IA	IB	I	JA	JB	J	KA	KD	KE	K	L	Z	Number	%		
S														0.04	0.37	0.41				0.12	1.17	1.33			0.07		0.25	0.25								2.08	6.5	
F51	0.21		0.21										0.73						0.02		0.39	0.56			0.05											1.55		
F52													0.16																							0.16		
F55											0.09		0.09																							0.09		
F61													0.18																							0.18		
F Total	0.21		0.21								0.09		1.16						0.02		0.39	0.56			0.05											1.98	6.2	
M21																													0.23				0.23			0.23		
M22																														0.10	0.31	0.41				0.41		
M41																														0.16			0.16			0.16		
M Total																												0.23	0.26	0.31	0.80				0.80	2.5		
W00										0.04																										0.04		
W22																						0.04														0.04		
W Total										0.04												0.04														0.08	0.2	
Q22		0.28	0.28																																	0.28	0.9	
E																						0.07														0.07	0.2	
O00										0.12															0.02											0.14		
O30										0.09		0.05	0.05				0.07	0.22				0.07			0.03											0.46		
O40								0.55		0.73								0.04																		0.77		
O80										0.03																										0.03		
O Total								0.55		0.97		0.05	0.05				0.07	0.26				0.07			0.05										1.40	4.4		
R00				1.19		0.59	0.53		0.07	9.79		0.21	0.28				0.02	0.02	0.14	0.08	0.09	0.40	0.08		0.64	0.18		0.18					0.50	0.29	21.10			
R10												0.10	0.10					0.95				0.95													1.05			
R20										0.61								0.12				0.12	0.11		0.21							0.11	0.03		1.20			
R30										0.04																										0.04		
R50				0.59	0.10					1.26														0.15	0.21								0.07	0.07		1.61		
R90				0.76					0.04	1.38																										1.38		
R Total				2.54	0.10	0.59	0.53		0.11	12.97		0.31	0.38				0.02	0.14	1.09	0.08	0.09	1.47	0.19	0.15	1.06	0.18		0.18				0.68	0.39	17.38	54.1			
B11						2.74				2.74										0.81		0.83	0.54		0.59	1.86		1.86								5.79		
B20																			0.93		0.93				0.12										1.05			
B30										0.05																										0.05		
B Total						2.74				2.79									1.74		1.76	0.54		0.71	1.86		1.86								7.12	22.2		
C10										0.07																										0.07		
C11				0.34		0.31				0.79																										0.79		
C Total				0.34		0.31																														0.86	2.7	
P																																					0.05	0.2
Total	0.21	0.28		2.88	0.10	3.64	0.53	0.55	0.11		0.09	0.36		0.04	0.37		0.09		1.11	1.94	1.65		0.73	0.15		2.04	0.25		0.23	0.26	0.31							
Major type total			0.49							17.79			1.59			0.41		0.40				5.30			1.94			2.29				0.80	0.68	0.39	32.10			
%	0.7	0.9	1.5	9.0	0.3	11.3	1.7	1.7	0.3	55.4	0.3	1.1	5.0	0.1	1.2	1.3	0.3	1.2	3.5	6.0	4.8	16.6	2.3	0.5	6.0	6.4	0.8	7.1	0.7	0.8	1.0	2.5	2.1	1.2				

Table 20 Fabric by vessel types (EVEs) for Roman pottery from the 1990 excavation



## V.2.g Fabrics of the pottery recovered in 1990

### V.2.g.1 Samian ware

(incorporating identifications and comments by Grace Simpson)

The majority of the 75 sherds of samian ware was from Lezoux and dated from the Hadrianic period onwards. There were only two South Gaulish sherds (both Flavian) and four sherds from Les Martres-de-Veyre. The Lezoux material demonstrated a fairly wide chronological spread. While many of the sherds were probably of Antonine date they were by no means all late in the period.

Only seven sherds were decorated, although at least two plain rims may have been from Drag. 37 bowls. All the decorated sherds were probably from this form. In addition there was a single sherd from a beaker with 'cut glass' decoration. While most of the vessels were common types the diversity of the samian assemblage, evidenced also in the material from the earlier excavations, is illustrated by some less usual forms. These included Curle 21, Drag. 44 and most notably the base of a barrel-shaped beaker with a ribbed body (cf. Stanfield 1929, 133–134 Nos. 30–32).

A list of the samian ware from all of the excavations can be found in the Microfiche (Table 42 on Fiche 2#2).

### V.2.g.2 Other pottery

Of the 2093 sherds (discounting samian ware) ten, in sand and shell-tempered fabrics, were residual Iron Age sherds. One of these was a rim sherd, of uncertain form. The remainder of the pottery was of Roman date, although 15 sherds were assigned to the 'Belgic type' (E) ware group, not all of which need have been of post-conquest date.

The 'fine and specialist' wares totalled 10.1% of the total sherds from the site (but 16.3% of the vessels based on EVEs). Of these, samian ware (3.5% sherds) and fine wares (3.3% sherds) were the most important components. The samian was mainly Central Gaulish, with only two 1st century pieces noted. Fine wares were dominated by Oxfordshire colour-coated products (F51, 72.2% of F sherds), though there may have been some confusion between some of these and sherds of more local origin (Fabric F61 — 9.4), which were relatively poorly represented. The other fine wares were Nene Valley and possibly Colchester products, and sherds of a 'Rhenish' (Trier?) indented and rouletted beaker (F44) also occurred.

There was a single sherd of a mica-gilt fabric, possibly local.

Amphorae were relatively scarce, but the likely sources were the same as those identified from the rest of the site; Southern Spain, Southern France and possibly also Campania. Of these Fabric A13, used for forms such as Pelichet 47, was the most common here.

Mortaria, like the fine wares, were dominated by Oxfordshire products. The only two non-Oxfordshire sherds were from a single vessel, probably from the Verulamium region (Fig. 91.3). Oxfordshire white wares were the principal fabric (M22), though white-slipped (M31) and red-slipped (M41) sherds (Young (1977) Fabrics C and WC) were also present. White wares were more diverse, though again most (14 out of 17 sherds) were probably from the Oxfordshire industry, including three sherds of ?Burnt White Ware (W23). White slipped (non-mortarium) wares, however, were dominated by more local fabrics, particularly Q22 (9.1), probably of south Gloucestershire/north Wiltshire origin. The only rim sherd in this ware group was a flagon in Fabric Q22. Oxfordshire fabric WC seems not to have been represented here, though three sherds with oxidised bodies may possibly have been of Oxfordshire origin.

Oxidised coarse wares constituted 5.3% of the assemblage. Of these, almost half (52 sherds) were probably from the relatively local North Wiltshire potteries situated in the Swindon area (O30). A further 27 were probably products of the Severn Valley ware kilns (O40). The most common vessels in Severn Valley wares were wide mouthed jars; the characteristic tankard was rare, and seems to have been more common in the North Wiltshire fabrics (see below). The remaining oxidised sherds were from uncertain sources and included no diagnostic rim types.

Reduced coarse wares (R) made up the bulk of the assemblage (59.5% of sherds, 54.1% EVEs). Most of this material was not differentiated, but some sub-groups were defined. A group of coarse-tempered fabrics was designated R90. They constituted 12.8% of all the R sherds. They were used exclusively for jars, most of which were probably storage vessels. This group included probable Savernake fabrics (12.3–12.5). Grey sherds with black surfaces (R50) totalled 11.9% of the reduced wares. These, like the R90 group, probably included products from a variety of sources. Twenty-nine sherds (23 from a single vessel) were assigned to a 'fine' subgroup (R10). Most were probably Oxfordshire products in the 'London ware' tradition. A group of sand-tempered sherds were designated R20, but were not readily distinguishable from the rest of the undifferentiated material. The remaining reduced wares did not have distinctive superficial characteristics.

Many of the R and R20 sherds were probably of local origin, the North Wiltshire potteries again being one likely source (cf. comments on Fabric 12.1 above). These fabrics were current throughout the Roman period (from the later 1st century onwards?) and were used for a wide range of vessel types.

Black-burnished wares, 21.5% of the total sherds, were the second largest group after reduced coarse wares. The large majority of the black-burnished ware appeared to be handmade BB1 probably of Dorset origin (Fabric B11).

Fairly fine, wheelthrown fabrics (B20 and B30) were also recorded, but these were comparatively much less significant than the wheelthrown Fabrics 11.2 and 11.3 recorded elsewhere at Roughground Farm, the former in some quantity. The reasons for this difference are not clear. The sources of Fabrics B20 and B30 are unknown: they are not BB2 wares.

Sherds of the final major ware group, calcareous tempered (C) wares, amounted to only 2.4% of the site total. All of these were shell-tempered. Three-quarters of these belonged to the standard late-Roman fabric of East Midlands origin (C11), but since there was also a local tradition of shell-tempered wares in the Iron Age and early-Roman periods confident attribution of small body sherds to the late-Roman fabric was not always possible. The C10 group (11 sherds) included those sherds about which there was most doubt (cf. the discussion of Fabric 15 above). While the existence of early and late forms of the fabric was noted, the division of the two was not attempted.

## V.2.h Vessel types of the pottery recovered in 1990

Fourteen principal groupings of vessel types have been identified, of which three (amphorae, jars/bowls and miscellaneous) were not represented by rims in this assemblage. The groupings are much the same as those adopted in the earlier report, with the differences that a) jugs are grouped together with flagons and platters are grouped with dishes (though there were no jugs or platters in this assemblage), and b) amphorae, mortaria, jars/bowls, cups, miscellaneous and uncertain types are all recorded as separate categories.

Some 338 vessels were represented by rim sherds, which totalled 32.10 EVEs (Table 20). A few of the rim sherds in different contexts may have belonged to the same vessel, but other vessels occurred which were not represented by rims. The relative proportions of the major ware groups expressed as percentages of EVEs and rim sherd counts were broadly similar, suggesting that the rim sherd count gives a reasonably accurate impression of the relative proportions of the major ware groups and vessel types.

Jars were the most common vessel type, amounting to 55.4% of the total EVEs. Over half of the jars were of types not further specified. For the rest, about one fifth (ie 11.3% of all vessels) were of the 'cooking-pot' type exemplified by black-burnished ware, and a further fifth were of general medium-mouthed types. The remainder included a single bead rim jar, two storage jar types, and wide-mouthed jars, the latter occurring exclusively in Severn Valley ware. Jars amounted to 70% of the vessels in oxidised coarse wares, and 74.6% of the reduced coarse ware vessels. The latter accounted for 72.9% of all the jars on the site. Black-burnished ware 'cooking-pot' types were a further 15.4% of the jar total, oxidised and calcareous-tempered fabrics

accounting for the rest. Jars were the only vessel type to occur in shell-tempered wares.

Bowls (16.6%) were the next most important vessel type. Straight sided bowls, almost entirely in black-burnished ware, were most common, but curving sided types were also popular. These were mainly samian ware forms such as Drag. 31 and 38 (there was also a substantial portion of a Drag. 44) and, less frequently, the imitations of these forms in Oxfordshire colour-coated ware. Carinated bowls were generally rare and occurred mainly in reduced coarse wares. Although amounting to 3.5% of the total EVEs this figure derived mainly from a single well-preserved vessel (Fig. 91.5). Unspecified types amounted to 13.5% of all the bowls.

Dishes, principally straight sided types, most of which were in black-burnished ware, were less common than bowls (7.1%). There were similar quantities of the uncertain bowls/dishes type (6.0%) (vessels of which insufficient survived to allow attribution to one or the other category). These, like bowls and dishes, occurred in black-burnished ware, but the majority (54.6%) were in reduced fabrics, with rare occurrences in Oxfordshire colour-coated and oxidised coarsewares.

Beakers were the only other major vessel type to amount to 5% or more of the total vessels. About three quarters of these were in fineware fabrics, with the remainder (small vessels of 'jar beaker' type) in reduced coarsewares. The fineware beaker rims were generally small and could not be assigned to specific types, apart from a single example of a bag-shaped beaker in Fabric F55 (Fig. 92.17); this, with a cornice rim and roughcast decoration, was probably the earliest beaker in the assemblage. Other types, an indented beaker with rouletted decoration (Fabric F44) and part of a hunt cup (Fabric F51, Fig. 92.16) occurred as body sherds only.

The remaining vessel types were only found in small quantities. There were only two flagons, although these constituted 1.5% of the total EVEs. Cups (1.3%) consisted entirely of samian forms 27 and 33, and tankards were found in reduced and oxidised coarseware fabrics. Oxidised tankards were more common in Wiltshire fabrics (eg Fig. 91.6) than in Severn Valley wares. It is unclear why this should have been so; it is possible that the rims in O30 fabrics identified as tankards were of other types, the sherds concerned being generally quite small.

Mortaria were mainly of late-Roman types. The only 2nd century type represented was the sole non-Oxfordshire vessel in the group (Fig. 91.3). The other vessels were of Young's (1977) types M14, M17, M18 and M22 (the latter being surprisingly rare) and C97.

Finally, lids (2.1% of EVEs) and unidentifiable types (1.2%) were found exclusively in reduced coarsewares. The lid forms were all extremely simple. The unidentifiable types were more numerous than the figures would suggest, since these were mainly small sherds.



## V.2.i Chronology derived from the pottery recovered in 1990

While the date range of the pottery extended from the Early or Middle Iron Age to the Late Roman period very little pottery was recovered dating from before the early 2nd century. Only one sherd each of fabrics assigned to the Middle Iron Age and the Late Iron Age/Early Roman period occurred in contemporary contexts (together 1.2% of the total sherds from the site). This is probably because there was not time to investigate the pre-building levels.

The pottery assemblage was too small to allow a meaningful breakdown by building phases, but was divided between 'early' and 'late' phases, the former consisting of pottery from pre-building contexts and from the first two phases of the life of Building IV. Even so this only amounted to 24.1% of the total sherds from the site (26.1% EVEs).

A comparison of the fabric proportions in the 'early' and 'late' groups (Table 47 on Fiche 2#25; Table 48 on Fiche 2#26) shows trends which would have been expected, most significantly the domination of the early group by reduced coarsewares (72.8% as opposed to 55.4% of the later group). Black-burnished and oxidised wares were less important in the earlier group (12.4% and 4.0%) and among the latter Severn Valley wares hardly occurred at all. Calcareous-tempered wares were also less common earlier than later, and only three sherds of possible 'Late Roman' shell-tempered ware occurred in the early group. There was only a single fine ware sherd (of the mica-gilt Fabric F31) in the early group, and amphorae and white-slipped wares were less common than later, while samian and white wares were better represented.

Comparison of the representation of vessel types between the early and late groups is rendered dubious by the small total of EVEs (8.38) for the early group. Jars were less common in this early group than later, contrary to expectation, since jars are generally more common in earlier than later Roman assemblages (eg Millett 1979a, 37–39). While this may be partly explained by the increased importance of black-burnished ware vessels in the later group, jars were more common in the later than the earlier group even among the reduced coarsewares (respectively 81.5% and 60.8% of all vessels in R fabrics). It is unclear whether these facts reveal significant characteristics of the pottery supply to Roughground Farm or arise from the inadequacy of the data. Broadly speaking, cups, tankards, bowls, dishes and lids were all better represented earlier, and beakers were more common in the later group. Some uncommon types such as flagons were not represented at all in the early group.

The dating of the individual contexts within the early group suggests that Building IV was probably constructed before the middle of the 2nd century AD and that its first two phases may have lasted into the 3rd century, though

diagnostic 3rd century groups were rare. The dating of the early building phases relies more on pottery from features adjacent to the building than on material from within the structure. The groups from the phase 2 ditch 2429 were the most significant from the 1990 excavation. An early fill of this ditch (2429/A/9) contained a sherd of Antonine samian ware, and the pottery from the upper fills was no later in date than this. If this feature was in contemporary use with the second phase of the building (see above) the latter need not have extended beyond the end of the 2nd century.

The 'late' group consisted of contexts dated primarily from the mid-3rd to mid-4th century, and there were few groups among these which need have been particularly late. There was for example an absence of any of the Oxfordshire types dated exclusively to the later part of the 4th century and, as noted above, even M22, the characteristic 4th century mortarium type, was rare. The relative absence of the white-slipped mortarium fabric (M31, Young's Fabric WC) may also be significant. Other typical late-Roman form and fabric combinations, such as bowls and dishes in shell-tempered and Nene Valley wares, were also absent. The ceramic evidence is therefore consistent in suggesting that while activity in this part of the site probably extended after the mid 4th century there was no deposition of pottery in the last quarter of the century.

### V.2.i.1 Catalogue of the illustrated vessels (Figs. 91 and 92)

#### Samian ware

- Fig. 91.1. 2008/A. Base of Drag. 18/31, Central Gaulish, with stamp of TEDDILLVS of Lezoux (Die 4a). This stamp occurs on forms 18/31 and 27. Despite the lack of good site evidence the likely date is c 140–155 AD. (This identification was kindly supplied by Brenda Dickinson.)  
 Fig. 91.2. 2429/A. Drag. 37, Lezoux. The double-bordered ovolo is close to Rogers B228 but appears to be damaged: there is a flaw on one side of the outer border. Probably Hadrianic to early Antonine.

#### Other pottery: 'early' groups

- Fig. 91.3. 2419/A/1 (and 2429/A/1). Fabric M21.  
 Fig. 91.4. 2403/D/1. Fabric O30.  
 Fig. 91.5. 2029/C/4. Fabric R10.  
 Fig. 91.6. 2429/A/1. Fabric O30.  
 Fig. 91.7. 2429/A/1. Fabric O40.  
 Fig. 91.8. 2429/A. Fabric R.  
 Fig. 91.9. 2429/A. Fabric R.  
 Fig. 91.10. 2429/A. Fabric R.  
 Fig. 91.11. 2429/A. Fabric R.  
 Fig. 91.12. 2428. Fabric R90.  
 Fig. 91.13. 2429/A/1. Fabric B11.  
 Fig. 91.14. 2429/A/1. Fabric B11.  
 Fig. 91.15. 2428. Fabric B11.

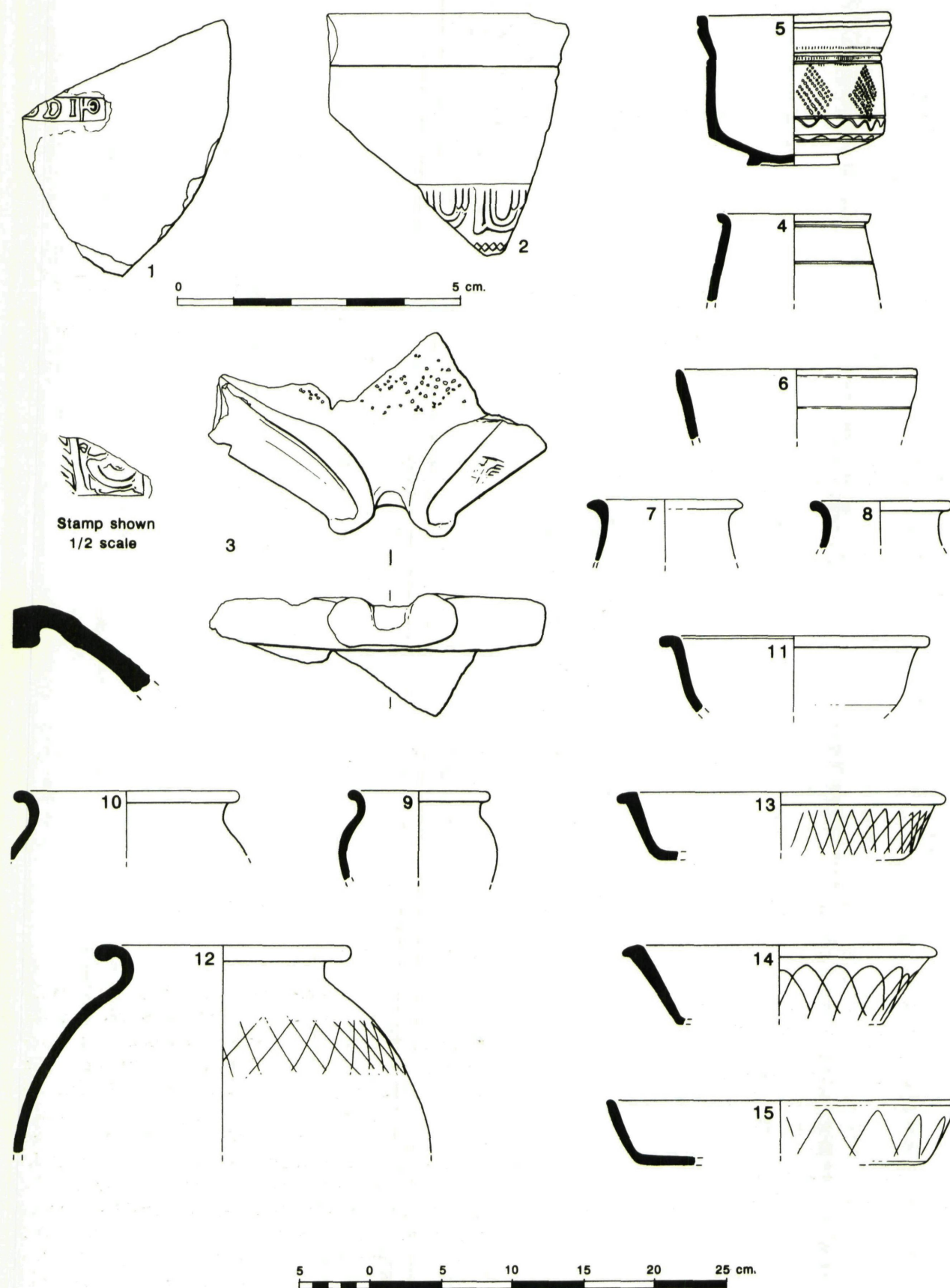


Figure 91 Roman pottery: illustrated vessels from the 1990 excavations. Samian and 'early' groups.

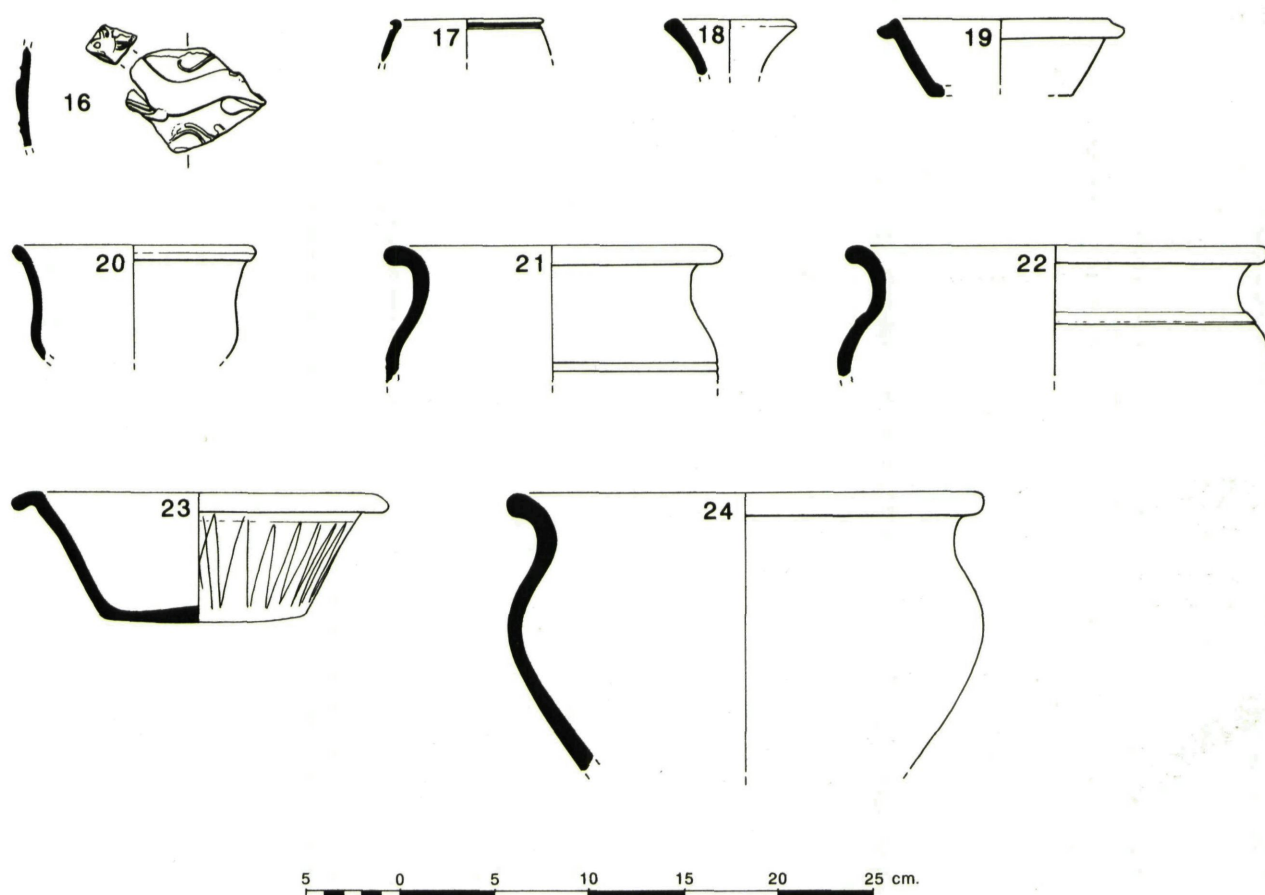


Figure 92 Roman pottery: illustrated vessels from the 1990 excavations. 'Late' groups.

#### Other pottery: 'late' groups

- Fig. 92.16. 2410/B/1 and 2410/C/1. Fabric F51.
- Fig. 92.17. 2421/G. Fabric F55.
- Fig. 92.18. 2436/A/1. Fabric Q22.
- Fig. 92.19. 2415/D/3. Fabric R20.
- Fig. 92.20. 2436/B. Fabric R10.
- Fig. 92.21. 2030. Fabric R50.
- Fig. 92.22. 2483. Fabric R.
- Fig. 92.23. 2013/B. Fabric B20.
- Fig. 92.24. 2008/B/7. Fabric C11.

#### V.2.j Discussion

This assemblage was broadly comparable to that from the rest of the site. However, detailed comparison with the earlier material was not possible because of the quantification problems of the latter. The 2nd century assemblage was dominated by reduced coarsewares and had a 'fine and specialist ware' component of 7.3% (sherd total). In the later 3rd to 4th century group reduced wares were of lesser importance, though still the principal ware group. Black-burnished wares increased markedly in significance and the proportion of fine and specialist wares rose to 11.1% (owing principally to the appearance of Oxfordshire colour-coated wares, though the increase follows a widely observable trend). For the earlier excavations the equivalent figure in

the late-Roman Period 5 was about 30%, but this figure is considerably inflated by the discard of coarseware sherds on site by the excavator. It is therefore uncertain if there were genuine differences in the nature of the assemblage from the 1990 excavation and of that from the earlier work.

Few villa excavations in the region have produced data which are adequate to demonstrate comparable or contradictory trends. The nearest and most directly relevant site is Claydon Pike, Fairford, only 2.5 km to the south-west. The data here are not directly comparable (Green, in Miles and Palmer in prep), but the fine and specialist ware component (excluding samian ware and amphorae, and expressed as percentages of weight rather than sherd count) was *c* 7.7% in the 'early Roman' period and 15.4% in the 'late Roman' period. Claydon Pike is most closely comparable to Roughground Farm (in site terms) in the late period, since its character in the 2nd century seems to have been rather unusual, which may have had consequences for the nature of the associated pottery assemblage.

The fine and specialist ware component of the late 4th century assemblage at Barnsley Park was *c* 7.5% (figures based on Webster & Smith 1982, 168; as at Claydon Pike this figure omits samian ware and amphorae, for which data were not provided), but this was for phases dated after 360 AD only, since the earlier material was not quantified in the same way (Webster 1981, 63–77). There are no usable data from Shakenoak (Brodribb *et al* 1968 etc) and the fabric categories employed at Barton Court Farm do not permit a breakdown in terms of fine and specialist wares since oxidised coarsewares are grouped with other Oxfordshire products such as colour-coated wares and mortaria (Miles 1986 fiche V.4.2). The status of Roughground Farm (as indicated by ceramic evidence) cannot, however, be determined from the 1990 evidence in isolation. The Late Roman figure for fine and specialist wares (11.1%) may be somewhat below the expected average for sites of this type in the region. The diversity of material from the earlier excavations might suggest, therefore, that the area excavated in 1990 was not representative of the whole site. On present evidence the figures suggest that this is at least a middling status assemblage.

The range of vessel types in the 1990 assemblage sheds little light on the function of this part of the site. In any case the limited extent of excavation may mean that any rubbish removed and dumped from Building IV lay outside the excavated area. There were no abnormal concentrations of particular vessel types although certain types are notable

for their relative absence. These include amphorae and flagons, and also large storage jars. In this context the complete absence of pink grogged ware (Booth & Green 1989), found elsewhere on the site and included in Fabric 12.3 above, may be significant.

### V.3 Roman and later coins

*by Cathy King*

Forty-seven coins were recovered from the excavations at Roughground Farm, and one further coin (No. 29, now lost) was found on the surface before excavation began. One of these (No. 20) is a post-medieval token. The Roman coins which have been seen and listed date from the mid-second century to the late fourth century (Table 21).

Although the number of coins is too small to yield a reliable statistical picture of either the chronological or geographical distribution, it nonetheless conforms generally with the usual pattern of coin loss in Roman Britain. There are two bronzes of the 1st to 2nd century, nine radiates dating from *c* 260–284, five 4th century folles of 305–330; twelve bronzes (or copies) datable to *c* 330–348, eleven bronzes (nine of which are imitations) of the years 348–360 and one undatable 4th century piece. No coins of the House of Valentinian (364–378) were recovered from the excavations, but a surface find made by A J Baxter in 1931 in the field containing the villa buildings, Table 21 coin No. 29, was identified as Valentinian I or Valens, dateable to *c* 364–378.

The clipped siliqua is the latest coin which was found and was minted in the late fourth or early fifth century. Clipped siliquae are often found in late fourth century British silver hoards and have also been recovered from villa sites (see for instance Brodribb *et al* 1968 onwards). Their distribution outside towns appears, however, to be limited to sites in Oxfordshire and Gloucestershire (Fulford 1989, 199). Although it seems clear that the coins were clipped at some stage after they were minted, precisely how long after remains problematical. A conservative estimate would date these pieces to about 410.

The token is a 16th century Nuremburg jeton with the Lion of St Mark on the obverse, made for use in Venice. The inscriptions are meaningless lettering. This jeton was probably made by Hans Krauwinkel between 1580 and 1610 AD (identification by the Ashmolean Museum).



Context No.	Coin No.	Obverse	Reverse	Denom.	Mint	Date	Cat. Ref.
2413	1453	Illegible	Illegible	Dp	Rome	1st–2nd C	
212	1	ANTONINVS AVG PIVS PP PMTRP COS III	[ANNO]NA A[VG SC]	Sest	Rome	140–44	
1504	24	GALLIENVS AVG	SECVRITAS [AVG]	ANT	—	260–68	
2415	1566	Claudius II	AEQVITAS AVG	IMIT ANT	—	c 268–84	
2417	1416	IMP C CLAVDIUS AVG	AEQVITAS AVG	ANT	Rome	268–70	
361	2	Claudius II	[MARS V]LTOR	ANT	Rome	268–70	
271	3	Claudius II	ANNONA AVG	?IMIT ANT	—	c 268–84	
291	4	Tetricus I	[SPES PV]BLICA	IMIT ANT	—	c 270–84	
2410	1411	Tetricus II	[SPES PV]BLICA	ANT	Gaul	270–74	
868	5	Tetricus II	?Pax	?IMIT ANT	—	c 270–84	
w/s	1014	Tetricus II	Pax	IMIT ANT	—	c 270–84	
536	6	IMP MAXIMIANVS PF AVG	GENIO POPVLI ROMANI	Follis	Lon	305–07	RIC 52b
1602/3	25	IMP CONSTANTINVS P AVG	SOLI INVICTO COMITI	Follis	Lon T/F//PLN	310–12	RIC 121a
w/s	1404	CONSTANTINVS AVG	BEATA TRANQVILLITAS VOTIS XX	Follis	Trier ST[R]	320–25	
551	8	CRISPVS NOB CAES	BEATA TRANQVILLITAS VOTIS XX	Follis	Lyons PLG	322–25	
361	9	CONSTANTINVS AVG	PROVIDENTIAE AVGG	Follis	Trier PTRE	325–30	RIC 504
1504	27	VRBS ROMA	WOLF AND TWINS	Follis	Lug. PLG	330–35	LRBC 190
361	10	CONSTANTINVS IVN NOBC	GLORIA EXERCITVS (2 STANS.)	Follis	Trier TRS	330–35	RIC 527
641	11	CONSTANTIVS NOB CAES	GLORIA EXERCITVS (2 STANS.)	Follis	Illegible	330–35	
763	18	CONSTANTINOPOLIS	Victory on Prow	Follis	Trier TRS	330–35	RIC VII, 543
w/s?	26	CONSTANTINVS [IVN] NOBC	GLORIA EXERCITVS (2 STANS.)	?Irreg.	Lug. PLG	330–35	cf. LRBC 187
582	12	VRBS ROMA	WOLF AND TWINS	Imit. Follis	Illegible	330–48	
2454/–/1	1442	Illegible	Illegible	Imit. Follis	—	c 330–48	
2005/1	1021	Illegible	GLORIA EXERCITVS (1 STAN.)	Follis	Illegible	335–41	
291	14	Constantius	GLORIA EXERCITVS (1 STAN.)	Follis	Illegible	335–41	
560	13	CONSTANTIVS PF AVG	GLORIA EXERCITVS (1 STAN.)	Follis	Aquileia AQ[P]	335–41	cf. LRBC 692b
764	19	Constantius II	GLORIA EXERCITVS (1 STAN.)	Follis	Illegible	335–41	
w/s	1400	Illegible	GLORIA EXERCITVS (1 STAN.)	Follis	Illegible	335–41	
2000/A/1	1000	Illegible	GLORIA EXERCITVS (1 STAN.)	Imit. Follis	Illegible	c 335–48	
2004/B/1	1002	FL MAX THEODORAE AVG	PIETAS ROMANI	Follis	—	c 337–41	
841	15	CONSTANS PF AVG	VICTORIAE DD AVGG Q NN	Follis	Trier M//TRP	341–48	LRBC 138
2034	1018	CONSTANS PF AVG	VICTORIAE DD AVGG Q NN	Follis	Lyons [ ]//PLG	341–48	
w/s	1415	Illegible	[VICTORIAE DD AVGG Q NN]	Imit. Follis	Illegible	c 341–48	
2459/C/2	1438	Illegible	FEL TEMP REPARATIO (fh)	Imit. Follis	Illegible	c 348–60	
2413	1414	Illegible	FEL TEMP REPARATIO (fh)	Imit. Follis	Illegible	c 348–60	
w/s	1401	Illegible	FEL TEMP REPARATIO (fh)	Imit. Follis	Illegible	c 348–60	
w/s	1402	CONSTANS PF AVG	FEL TEMP REPARATIO (fh)	Imit. Follis	Illegible	c 348–60	
2434	1469	Illegible	FEL TEMP REPARATIO (fh)	Follis	Illegible	348–60	
w/s	1405	Illegible	FEL TEMP REPARATIO (fh)	Follis	Illegible	348–60	
136	7	Magnentius or Decentius	VICTORIAE DD NN AVG.ET CAES	Imit. Follis	Lyons PLG	c 350–60	
1408	23	Magnentius	Illegible	Imit. Follis	Illegible	c 350–60	
1503	28	Illegible	FELTEMP REPARATIO (fh)	Imit. Follis	Illegible	c 355–60	
1385	21	Illegible	FELTEMP REPARATIO (fh)	Imit. Follis	Illegible	c 355–60	
855	17	Illegible	FELTEMP REPARATIO (fh)	Imit. Follis	Illegible	c 355–60	
w/s	29	Valentinian I or Valens	GLORIA ROMANORVM	Nummus	—	364–78	
271	16	Arcadius or Honorius	VIRTVS ROMANORVM	Clipped Siliqua	?Milan	c 395–405	Wt. 0.60g.
1414	22	Illegible	Illegible	—	—	4th cent.	
400	20	Lion of St. Mark	—	Jeton	Nuremburg	1580–1610	

Table 21 Coin List

## V.4 Copper alloy objects

by *Tim Allen, Sarnia Butcher*  
and *Robin Brunner-Ellis*

*Figs. 93, 94, 95, 96. Table 22*

### V.4.a Summary catalogue

There were 91 Romano-British copper alloy finds, including 11 fibulae or parts thereof. Initial identifications of the 1957-9 finds were made by M R Hull; Miss Sarnia

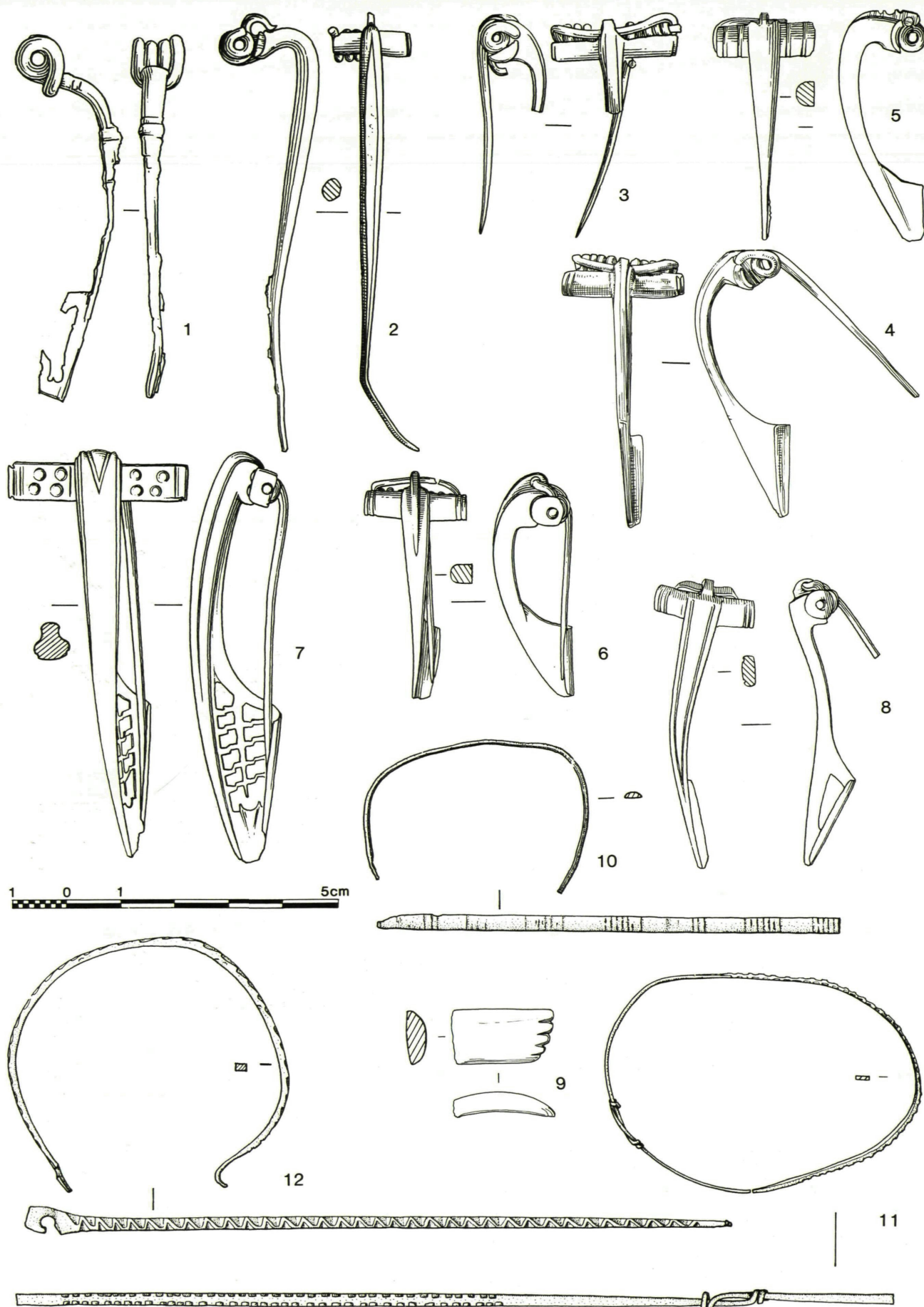
Butcher has updated the Brooch report and included the brooch found in 1982, and Martin Henig has commented upon the other finds. The finds from the villa and its immediate surroundings are described first, then those from the late Roman enclosures to the east. A comparison of these assemblages is given in Table 22. Each assemblage is described in full in the Microfiche report in the order of the table. An analysis of the metals of some of the other objects by Justine Bayley is also included in the Microfiche report.

*Table 22 Copper alloy objects*

Villa and Environs			Late Roman Enclosures to the East		
Context	Type (Small Find No.)	Fig. No.	Context	Type	Fig. No.
<b>Dress articles</b>			<b>Dress articles</b>		
299	Brooch	93.1			
324	Brooch	93.2			
307	Brooch	93.3			
1438	Brooch	93.4			
21	Brooch	93.5			
48	Brooch	93.6			
150	Brooch	93.7			
89	Brooch	93.8			
360	Brooch				
2428	Brooch (SF 1421)				
2001	Brooch (SF 1565)	95.1565			
2429	Pin (SF 1445)	95.1445			
2040	Pin (SF 1016)	95.1016			
2413	Pin (SF 1418)				
2426	Pin (SF 1431)				
109	Bracelet end	93.9	764	Bracelet	
2030	Wire bracelet (SF 1012)		612	Bracelet	93.10
2008	Wire bracelet (SF 1019)		528	?Bracelet, plain band	
2410	Bracelet (SF 1412)	95.1412	582	Child's bracelet	93.11
2509	Bracelet (SF 1564)	95.1564	480	Child's bracelet	93.12
2427	Bracelet (SF 1420)		975	Child's bracelet	94.13
			582	Strip bracelet	
			582	Strip bracelet, plain	94.14
			858	Wire bracelet	94.15
			629	?Wire earring	
2426	Ring (SF 1458)				
<b>Toilet articles</b>			<b>Toilet articles</b>		
299+307	Tweezers	94.16	837	Tweezers	94.20
360	Nail cleaner	94.17			
409	?Ligula				
2004	Ligula (SF 1004)				
419	Mirror of white bronze	94.18			
201	Mirror (or spoon)				
193/2	Mirror (or spoon)				
361	Small link chain	94.19			
<b>Domestic utensils</b>			<b>Domestic utensils</b>		
2429	Key (SF 1562)				
?	Bowl rim fragment (SF 1020)	95.1020			
U/S	Collander base (SF 1403)				
U/S	Bowl (SF 1481)				
2413	Spoon bowl (SF 1417)	95.1417			
2402	Bowl or box fragment (SF 1407)				
<b>Casket fittings</b>			<b>Casket fittings</b>		
1414	Knob	94.21			
1432	Conical stud	94.22			
187	Small boss/stud	94.23			

## Copper alloy objects (Table 22 continued)

Villa and Environs			Late Roman Enclosures to the East		
Context	Type (Small Find No.)	Fig. No.	Context	Type	Fig. No.
82/4	Stud with solder				
272	Conical stud	94.24			
2413	Stud (SF 1441)				
<b>Casket/harness rings</b>			<b>Casket/harness rings</b>		
89	Ring		1100	Ring (?modern)	
2460	Horse terret (SF 1441)	100.1441			
<b>Decorative mounts</b>			<b>Decorative mounts</b>		
299	Triangular mount	94.25	511	Votive leaf	94.26
151	Scrap				
2402	?Box fitting (SF 1406)				
2004	?Box fitting (SF 1001)				
204	×3 Split pins/rivets for leather				
2486	Bar mount (medieval) (SF 1408)	95.1408			
2401	?Stud (SF 1413)				
2001	Scabbard mount? (SF 1568)	95.1568			
2434	Leather rivet (cf. 204) (SF 1432)				
2454	Leather rivet (cf. 204) (SF 1465)				
<b>Bindings</b>			<b>Bindings</b>		
271	Curved with holes				
271	Strip without holes				
336	Curved, iron rivets				
<b>Tubing</b>			<b>Tubing</b>		
132/2	×4	96.27	774	Decorated at end (?binding)	96.31
		96.28			
82		96.29			
120		96.30			
2008	(SF 1022)				
<b>Cast fragments</b>			<b>Cast fragments</b>		
1414	Waste?				
72	Waste?				
119	Waste?				
<b>Strips</b>			<b>Strips</b>		
207	Cast		841	×2 Riveted	
36	Curving, ?brooch				
<b>Sheet bronze</b>			<b>Sheet bronze</b>		
109	2 fragments				
53	—				
203	?Mount fragment				
212	×3 Mount fragment				
<b>Post-Roman and miscellaneous</b>					
38	Decayed fragments				
1503	Disc + cogs or ratchet, ?modern				
1506	Material 2-piece clasping ring, ?modern				
272	Spectacle-Buckle	96.32			
272	Brass ring				
2000	Thimble				
1240	Button				
2000	Colander (SF 1403)				
2000	Bowl (SF 1481)				
838	D-shaped buckle				
830	Silvered button				



*Figure 93 Copper alloy objects: Nos. 1-8 brooches; Nos. 9-12 bracelets.*




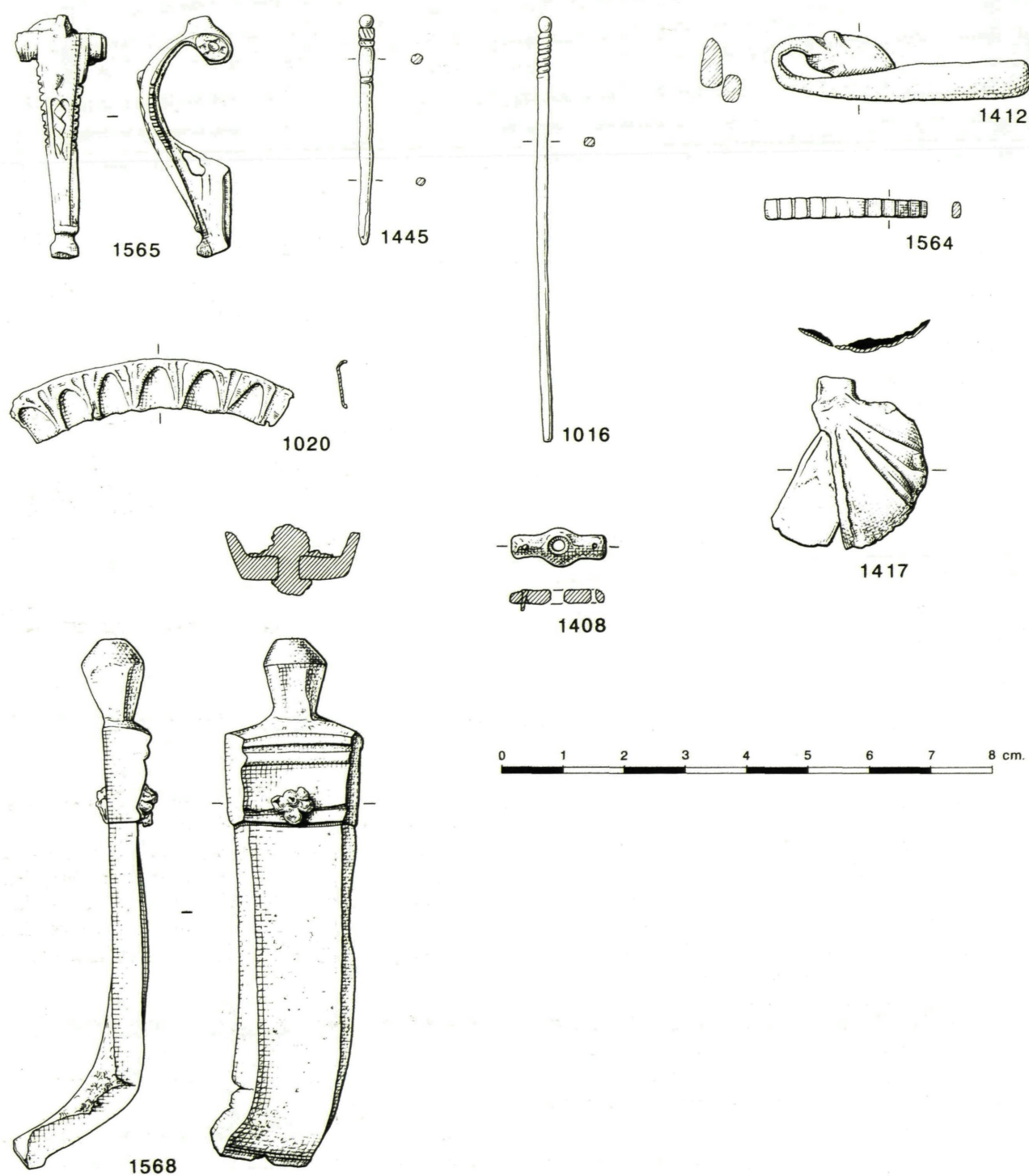


Figure 94 Copper alloy objects: Nos. 13–15 bracelets; Nos. 16 & 20 tweezers; No. 17 ligula; No. 18 mirror; No. 19 chain; Nos. 21–24 studs; No. 25 mount; No. 26 votive leaf.



*Figure 95 Copper alloy objects: No. 1565 brooch; Nos. 1016 and 1445 pins; Nos. 1412 & 1564 bracelets; No. 1020 bowl rim; No. 1417 spoon bowl; No. 1408 bar mount; No. 1568 ?scabbard mount.*



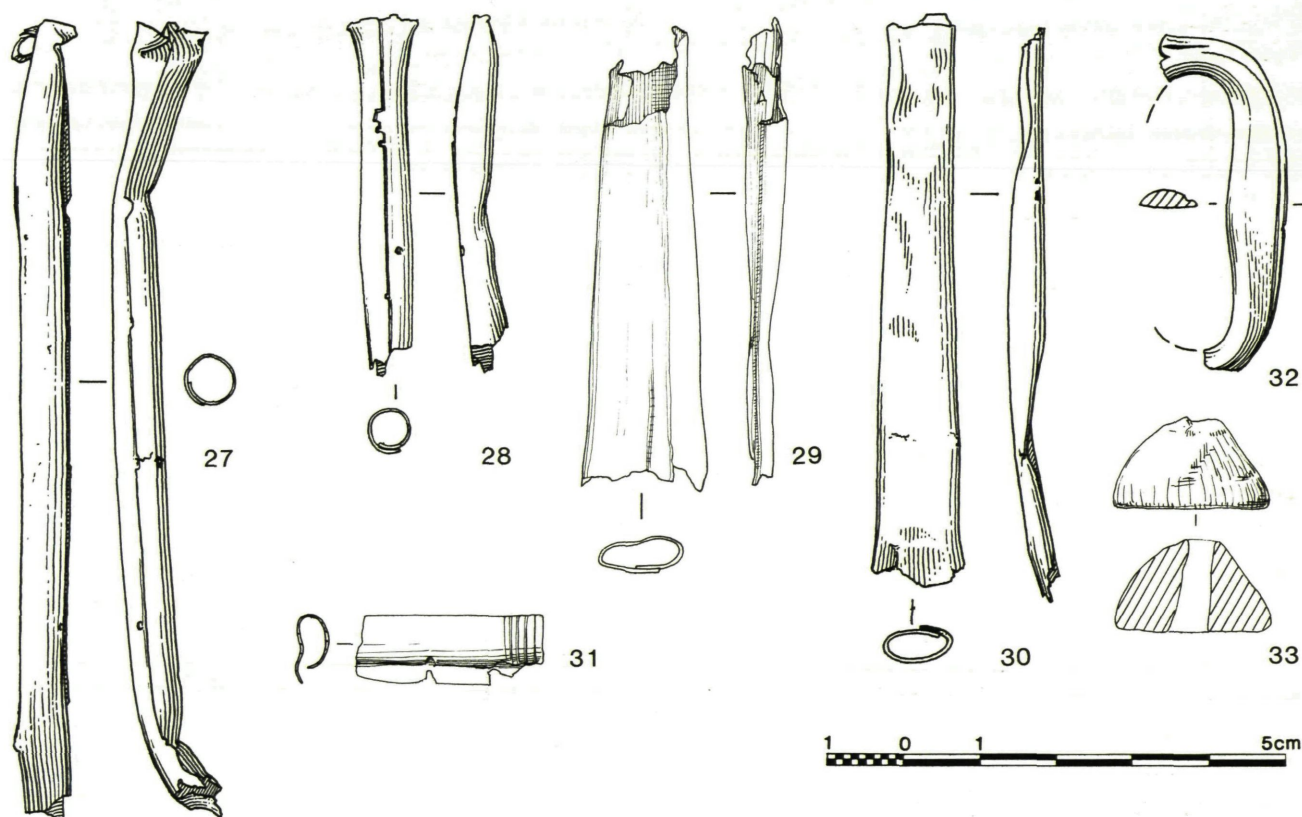


Figure 96 Copper alloy objects: Nos. 27–31 tubing; No. 32 spectacle buckle. Lead object: No. 33 weight

#### V.4.b Discussion

This small assemblage represents a standard range of domestic and decorative items from a villa of modest pretensions; compare Shakenoak (Brodribb *et al* 1971 onwards) and Barton Court Farm (Miles 1986). The character of the finds from the villa and from the enclosures to its east differs, reflecting disparities both in date and status. Fibulae, which are more common in the early Roman period, are confined to the villa area, while the late bracelets occur in both the area of the villa and the eastern enclosures. Toilet articles and casket fittings are commoner around the villa, again reflecting its greater wealth and domestic emphasis.

The enclosures east of the villa produced a small but varied collection of bracelets, including two worn by children and one from a burial. Such bracelets are common on late Roman rural sites. Fig. 94.26 is part of a votive leaf or plaque, which are found almost exclusively on religious sites; locally examples have been found at the temple at Woodeaton in Oxfordshire (Toynbee 1964, 328–331). This fragment comes from the northernmost enclosure in the northern enclosure group, and may indicate that there was

a shrine in the vicinity. (Thanks are due to Pamela Irving for drawing our attention to this object).

Scrap bronze and cast waste came only from the villa area. This is most likely debris from robbing and stripping down furnishings, although it is alternatively possible that the reworking of scrap was carried out close to the villa (see Ch. IV.C.5) rather than in the enclosures further east.

#### V.5 Lead objects

by Tim Allen and Robin Brunner-Ellis

Fig. 96

There were 22 lead finds, including one conical weight of 20 grams, Fig. 96 No. 33, one junction collar or seal, two square-sectioned rivets and two fishing weights made from tightly rolled sheeting and twelve fragments of sheet. Just over half of these finds come from late Roman enclosures to the east. Two fragments from the mortar make-up of the floor in Building I, (87), were clearly offcuts left over in construction; two more offcuts were recovered in 1990 from Building IV. Another fragment from the area of the supposed destroyed hypocaust (see Ch. IV.C.4) was part

of the inside lining of a container; it had iron and mortar staining on the outside, and limescale on the inner surface, so this was perhaps a small tank. For a full list see the Microfiche report.

## V.6 Iron objects

*by Tim Allen and Robin Brunner-Ellis*

*Figs. 97, 98, 99 and 100 and Table 23*

There were 126 iron objects (excluding a large number of nails and sandal studs) from the villa and its immediate vicinity and from the Later Roman enclosures east of this. Table 23 below gives a summary catalogue of these. The full catalogue, which is in the Microfiche report, is arranged according to the order in the Table, except that all the finds from the villa are described first, and those from the eastern enclosures afterwards. The nails are also described in the Microfiche report.

*Table 23: Iron objects*

Villa and Environs			Late Roman Enclosures to the East		
Context	Type (Small Find No.)	Fig. No.	Context	Type	Fig. No.
<b>Dress articles</b>			<b>Dress articles</b>		
182/1	Brooch	97.34			
41/1	Brooch	97.35			
49	Brooch				
2016	Brooch spring (SF 1503)				
361	Belt-fitting	97.36	959/960	Buckle	
361	Shoe-plate	97.37	533	Shoe-plate	
361	Shoe-plate	97.38	628	Shoe-plate	
70	Shoe-plate		836	Shoe-plate	97.39
			894	Shoe-plate	97.40
<b>Building materials</b>			<b>Building materials</b>		
201	Water pipe-collar (or nave-hoop?)	97.41			
164	?Water-pipe collar fragment		837	six large cleats or joiners dogs	97.43
160	Angle-iron or cleat		868/1	Angle iron	
114	Washer or rove	97.42	666	Washer or rove	97.44
299	Washer or rove		830	?Washer or rove	
132/2	?Washer or rove		876	Washer or rove	
2004	Collar (SF 1548)		978	?Washer or rove	
<b>Household fittings</b>			<b>Household fittings</b>		
270	Lever-lock key	98.45	582	?Key shank	
364	Padlock key		559	Plate and spring-plate from a lock	98.48
			U/S	Barrel-padlock. Modern?	
28/1	?Latch-lifter	98.46	868/1	?Latch-lifter	98.49
1431	?Ring-headed pin	98.47	873	Ring-headed pin	
361	Wall-hook		559	Wall-hook	98.50
200	Trivet or pot-stand	98.52			
2414	Hinge/spring (SF 1492)				
2429	?Latch-lifter (SF 1427)				
2434	Peg (SF 1433)				
2465	Split pin and ring (SF 1447)	100.1447			
<b>Furniture fittings</b>			<b>Furniture fittings</b>		
132/2	Casket handle	98.51	500	?Drop-handle/mount	98.53
161	?Reinforcing strip		865	Handle	98.54
2460	Casket-ring or terret (SF 1441)	100.1441			
<b>Tools — Knives</b>			<b>Tools — Knives</b>		
1413	Knife		868/1	Knife with loop handle	99.55
169	?Knife		868/1	Knife	99.56
361	?Knife tang		660	?Knife	
2004	Knife (SF 1007)		1010	Knife	
2001	Clasp-knife (SF 1437)	100.1437			
<b>Other tools</b>			<b>Other tools</b>		
361	?Spearhead		865	?Drill or twisted handle	99.57
1511	?Chisel tip		559	Chisel or punch	99.58
2008	Tongs (SF 1027)	100.1027			



Iron objects (Table 23 continued)

Villa and Environs			Late Roman Enclosures to the East		
Context	Type (Small Find No.)	Fig. No.	Context	Type	Fig. No.
2413	Bone and iron ?tool (SF 1490)				
2429/A/2	Spoon bit (SF 1425)	100.1425			
2481	Pointing trowel (SF 1462)	100.1462			
			764	Sheep shears	99.59
			764	Socket of tool	99.60
			528	Goad	99.61
			509	Goad	
			669	?Goad	
			868/1	?Goad	
			865	?Spatula	99.62
			481	Trident or fork	99.63
			830	Cooper's croze	99.64
2485	Chisel or stylus (SF 1535)	100.1535	903	Chisel or stylus	99.65
			526	?Punch	99.66
<b>Horse-gear, rings, etc</b>			<b>Horse-gear, rings, etc</b>		
1421	?Harness-loop				
1506	Ring				
337/1	Ring fragment				
2014	D-ring (SF 1559)				
2410	Ring (SF 1446)				
2413	Ring (SF 1424)				
<b>Straps</b>			<b>Straps</b>		
271/2	S-curve		550	Curving	
264			669/4	×3	
271/2			558		
132/2			582		
272/2			841	×3	
163	?Collar		868		
2004/D	Strip (SF 1006)		664		
2028	Strip (SF 1006)				
<b>Sheet iron</b>			<b>Sheet iron</b>		
210	Tapered binding		868		
109	Ridged		500	Folded	
210					
2429/A/2	Window catch? (SF 1478)				
<b>Miscellaneous</b>			<b>Miscellaneous</b>		
190	Bar — riveted		579	Spike or nail	
135	Bar		665	Spike or nail	
132/2	Bar		481/1	Rod or bar	
109	Lumps		873	Thin rod	
132/2	Large lump				
<b>Post-Roman</b>					
190	Decorated handle or harness (?cast)	99.67			
2001	?Bowl rim (modern)		2000	Knife, not Roman	
2004/C	Collar		2000	Stirrup	
2400	(SF 1481)		2000	Stirrups & harness-chain	

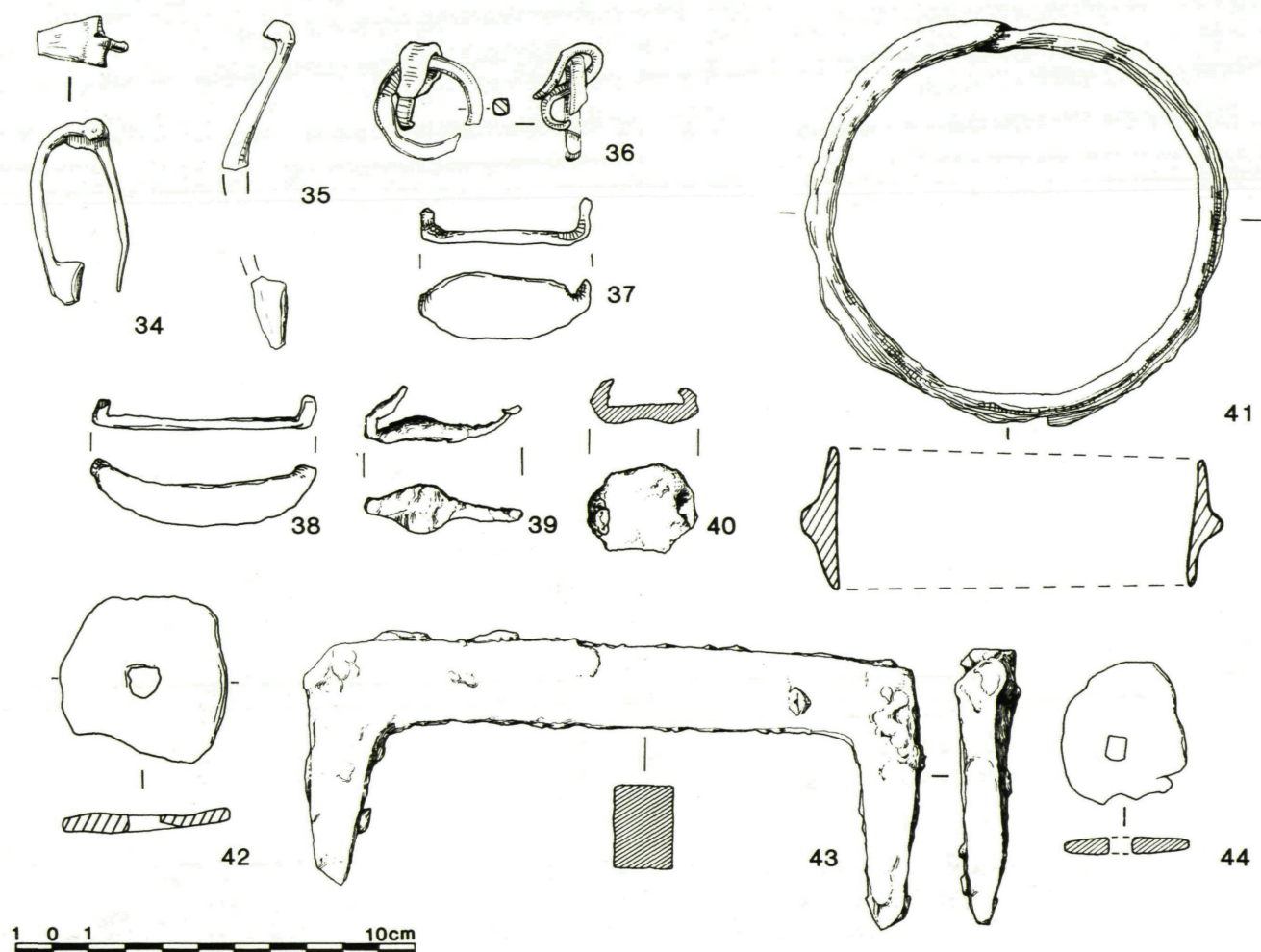


Figure 97 Iron objects: Nos. 34–35 brooches; No. 36 belt-fitting; No. 37–40 shoe-plates; No. 40 pipe collar; No. 41 pipe-collar; Nos. 42 & 44; No. 43 joiners dog.

### V.6.a Discussion

The iron finds demonstrate the range of domestic and agricultural items common to most villas. Considering the partial nature of excavation, the mechanical stripping and post-Roman disturbance of much of the site the assemblage is comparable to that at Shakenoak. That the vast majority of tools come from the eastern enclosures suggests that the villa area was primarily residential, while the eastern enclosures performed the agricultural and semi-industrial functions of the estate. Those few tools which do come from the villa are essentially those associated with building activities, such as the trowel and spoon-bit.

The cattle-goads and sheep shears suggest a mixed pastoral element in the site's economy that is shared by Shakenoak (Brodribb *et al* 1978, 195–6). Cattle-droving is also suggested on the evidence of numerous cattle-goads

at Barnsley Park, Glos. (Webster & Smith 1982, 116 Fig. 25.37) and keeping sheep for wool at Ditchley and Barton Court Farm, where sheep shears were also found (Miles 1986, IV. 2.1.1).

The group of joiner's dogs or masonry cramps, probably unused stock, are also informative. No trace of a building suitable for these was found in the eastern enclosures; they were presumably intended for use in the villa. They may have been made in the enclosure group itself; considerably more smithing slag was found in the southern group of enclosures, from which the cleats came, than in the northern ones. In neither case was the quantity large, and need only have come from 10 or 12 uses of a smithing hearth, but nevertheless possibly iron-smithing was carried out primarily in the southern enclosures, at least in the latest stages of the occupation (see Ch. 5.15.c on Fiche 2#84).



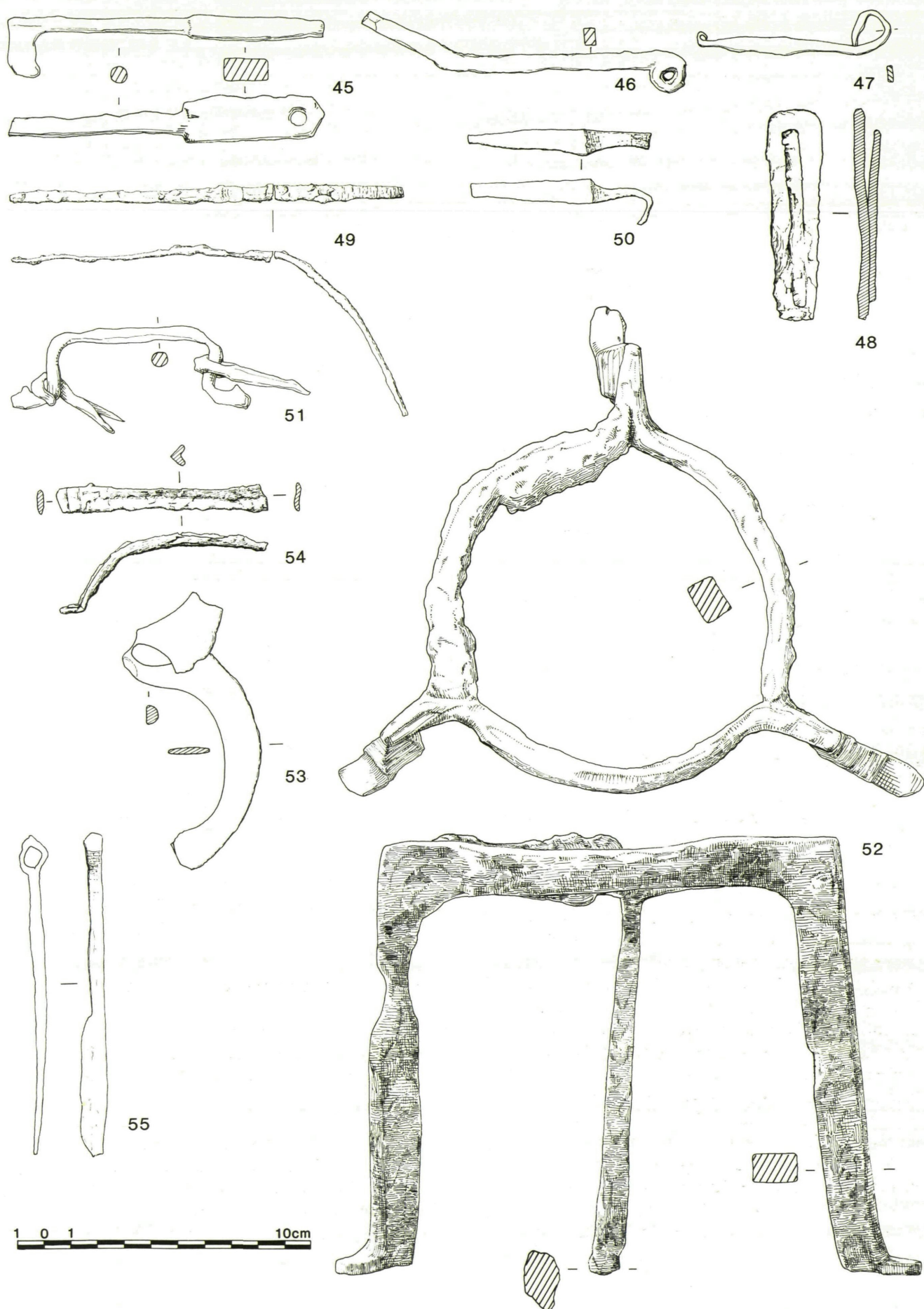


Figure 98 Iron objects: Nos. 45 lever-lock key; No. 46 & 49 latch-lifters; No. 47 ring-headed pin; No. 48 lock spring-plate; No. 50 wall-hook; Nos. 51, 53 & 54 handles; No. 52 trivet; No. 55 knife.

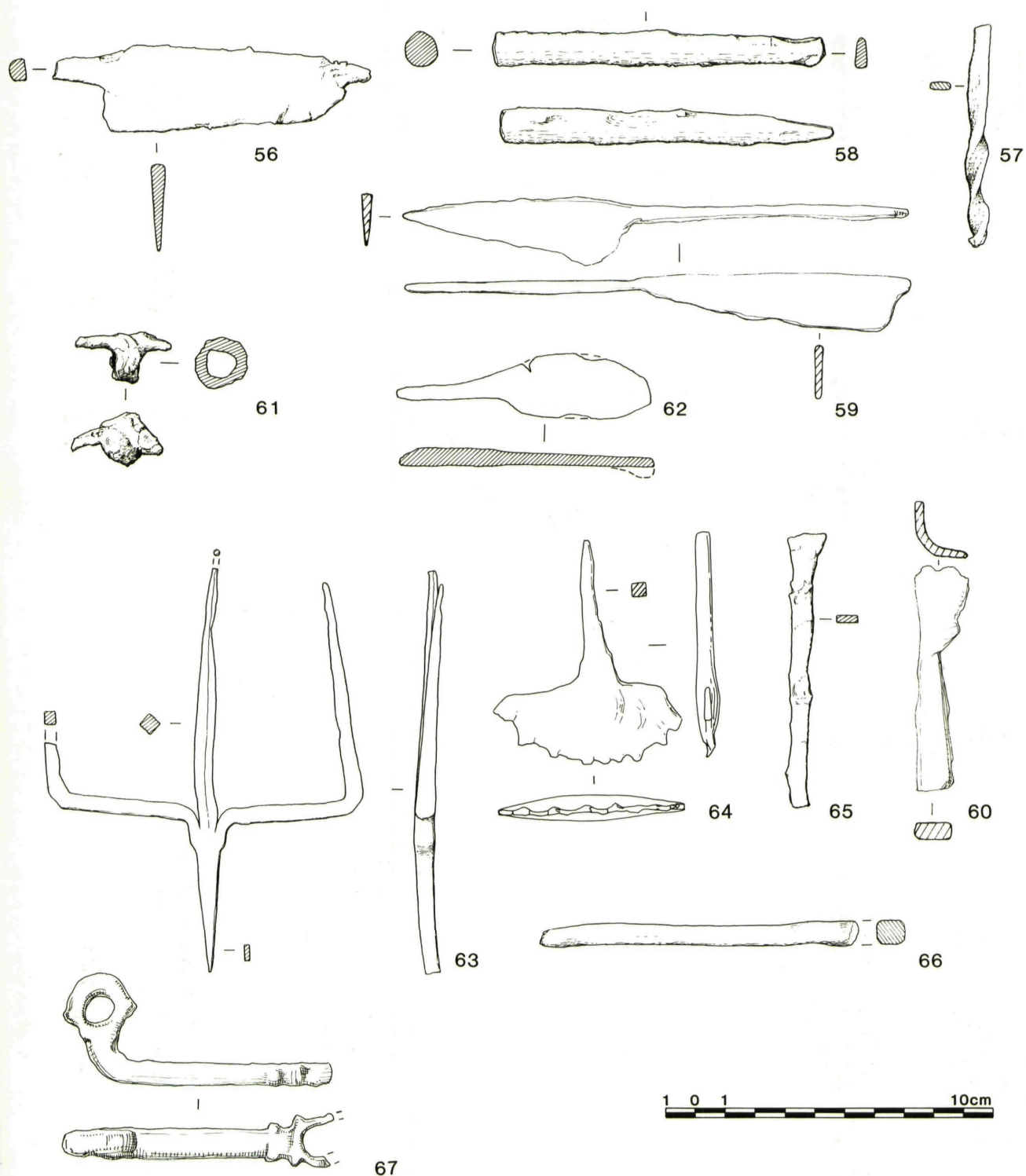


Figure 99 Iron objects: No. 56 knife; No. 57 drill; No. 58 ?punch; No. 59 shears; No. 60 socketed tool; No. 61 goad; No. 62 spatula; No. 63 fork; No. 64 cooper's croze; No. 65 chisel; No. 66 ?punch; No. 67 harness.



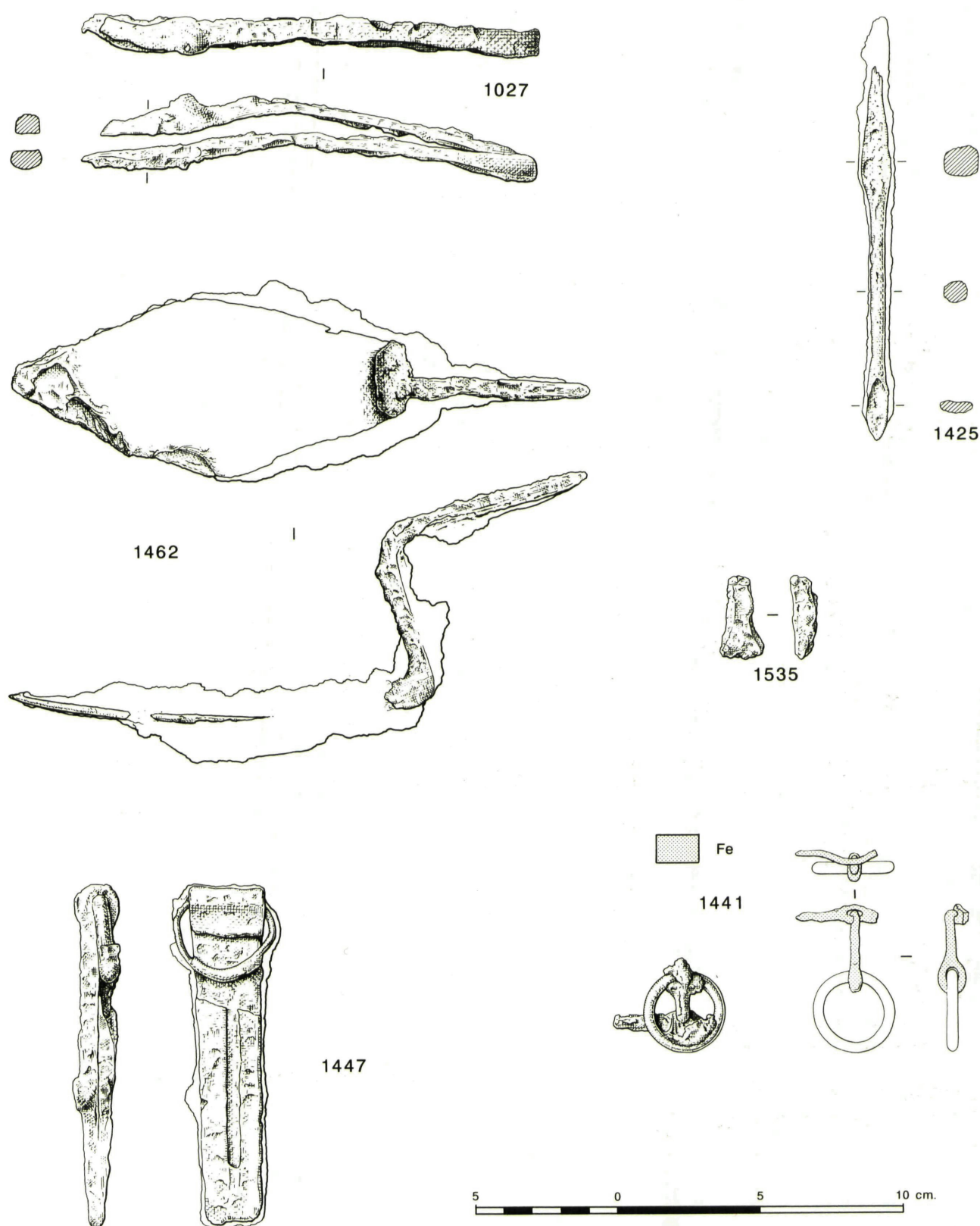


Figure 100 Iron objects: No. 1027 tongs; No. 1425 spoon bit; No. 1441 terret; No. 1447 split pin and ring; No. 1462 trowel; No. 1535 chisel tip.



## V.7 Glass objects

*by John Shepherd and Cecily Cropper*

### V.7.a Analysis

327 fragments of glass were retrieved. 257 were of Roman date: of these 216 are from vessels, 37 are window glass, and 4 are indeterminate. The remaining 70 fragments are post-medieval. A summary catalogue of the illustrated fragments is given below; for the full catalogue see the Microfiche. For illustrations see Fig. 101.

### V.7.b Catalogue of illustrated fragments

- Fig. 101.68 Cat. No. 1. Context 271. Rim of a jar or bowl of free-blown, pale amber glass. Rim thickened and fire-rounded.
- Fig. 101.69 Cat. No. 2. Context 560. Base and side of a bulbous-bodied flask or jar of free-blown, greenish-blue glass. First to mid-second century AD.
- Fig. 101.70 Cat. No. 67. Context 132/2. Rim and side of a bowl of free-blown, colourless glass with a greenish tint. Thickened and fire-rounded rim, with horizontal trailed and marvered rib of the same metal below.
- Fig. 101.71 Cat. No. 68. Context 132/2. Rim of a bowl or beaker of free-blown, colourless glass with a greenish tint. Thickened, fire-rounded and outplayed rim.
- Fig. 101.72 Cat. No. 69. Context 132/2. Rim of a bowl or beaker of free-blown, colourless glass. Thickened and fire-rounded rim, with an applied horizontal trail of the same metal at the base of the neck.
- Fig. 101.73 Cat. No. 70. Context 132/2. Solid foot-ring base of a bowl of thick colourless glass.
- Fig. 101.74 Cat. No. 71. Context 132/2. Fragment from a base of thick colourless glass decorated with incised grooves. Probably from the same vessel as No. 6.
- Fig. 101.75 Cat. No. 72. Context 132/2. Base of a bowl or beaker of free-blown, colourless glass. The side is decorated with horizontal wheel-cut lines.
- Fig. 101.76 Cat. No. 73. Context 132/2. Side of a beaker of free-blown, colourless glass, with a horizontal rib, trailed and marvered, of the same metal.
- Fig. 101.77 Cat. No. 74. Context 132/2. Side of a very thin-walled vessel of free-blown, colourless glass decorated with bands of horizontal wheel-cut lines.
- Fig. 101.78 Cat. No. 82. Context 134. Rim and side of a beaker or bowl of free-blown, colourless glass with a faint greenish tint. Knocked-off, rough rim.
- Fig. 101.79 Cat. No. 83. Context 134. Base of a bowl or beaker of free-blown, colourless glass with a faint greenish tint.
- Fig. 101.80 Cat. No. 84. Context 133. Rim of a bowl or beaker of free-blown, colourless glass. Knocked-off, rough rim.
- Fig. 101.81 Cat. No. 85. Context 133. Side of a beaker or bowl of free-blown, colourless glass with a greenish tint. Decorated with a trailed and marvered rib and dot of the same metal.
- Fig. 101.82 Cat. No. 100. Context 1478. Rim of a bowl or beaker of free-blown, colourless glass. Thickened and fire-rounded rim.
- Fig. 101.83 Cat. No. 101. Context 1451. Rim and side of a small bowl or beaker of free-blown, colourless glass with thickened and fire-rounded rim. Possibly the bowl of No. 102 below.
- Fig. 101.84 Cat. No. 102. Context 1451. Base of a small stemmed goblet of free-blown, colourless glass with a faint greenish tint. The centre of the base is thickened and the pontil scar has been ground smooth. The foot has a thickened and fire-rounded lip, and a trail of the same metal has been applied at the bottom of the stem.
- Fig. 101.85 Cat. No. 104. Context 285. Side and part of the base of a bowl or beaker of free-blown, colourless glass with a trail of the same

metal around the base.

- Fig. 101.86 Cat. No. 105. Context 271. Rim of a funnel-shaped beaker of free-blown, poor colourless glass. Knocked-off, rough rim.
- Fig. 101.87 Cat. No. 106. Context 285. Rim of a beaker of very thin free-blown, colourless glass. Knocked-off, rough rim, with two bands of horizontal incised lines.
- Fig. 101.88 Cat. No. 111. Context 60. Base of an unguentarium of free-blown, greenish colourless glass.
- Fig. 101.89 Cat. No. 117. Context 830. Base of a footed beaker of free-blown, colourless glass. Pushed-in base with flattened hollow tubular section.
- Fig. 101.90 Cat. No. 119. Context 582. Rim of a beaker of free-blown colourless glass. Knocked-off, rough rim with wheel-cut horizontal lines.
- Fig. 101.91 Cat. No. 158. Context 774. Now missing; described from the illustration. Probably from the rim of a small unguentarium or flask, but just possibly from the base of a small stemmed goblet. Natural self-coloured greenish-blue glass.
- Fig. 101.1435 Cat. No. 1435. Context 2434/B. Three fragments of base of a thin-walled bowl or flask with a hollow tubular footing in a colourless, free-blown glass. Approximate diameter of the foot-ring is 60 mm.
- Fig. 101.1448 Cat. No. 1448. Context 2429/A/1. Fragment of rim and body of a vessel of colourless, slightly blue-tinted, free-blown glass. Rim is hollow and tubular with the lip rolled over to the inside and flattened. Diameter is between 60–70 mm.

### V.7.c Discussion

*All numbers referred to are catalogue numbers*

Overall, the assemblage of Roman glass can be dated to the late 2nd to 4th centuries. The exceptions are No. 2 and No. 1440, a fragment from a hexagonal sided bottle, that can be attributed to the late 1st to early 2nd centuries (compare the glass from Woodchester, Shepherd 1982).

The assemblage is composed, primarily, of well-attested forms, especially bowls and beakers (Nos. 1, 67–72, 82–4 and 100–101), but the absence of distinctive late 4th century metals (ie poor quality greenish colourless glasses) and the thin walls of the vessels with knocked-off rims suggests that these vessels may have been produced before this late period. (For an assemblage which contains similar forms to these, but dated to the late 3rd and 4th centuries see Frocester Court; Price 1979, 37–46, especially Nos. 11, 24, 26, 27).

Of particular interest are the bowl fragments (No. 67) and the goblet (No. 102) of which No. 101 is probably the bowl. The former is most unusual. In form and decoration it is similar to the two-handled stemmed cups of the 1st century (Isings 1957, 53f, form 38) but its size, metal and context (a later 2nd century ditch; see also Ch. V.2.b.5) makes this interpretation unlikely. Similarly enigmatic is the stemmed goblet (No. 102). Isings (1957, 139f) notes that this form is unique to the mediterranean and more common in such areas from the late 4th century onwards. That here we have a stemmed goblet suggests the limited production of such vessels in the north-west provinces at an earlier date. Since only a small part of the villa was excavated, to find two such unusual vessel types in a small assemblage may be an indication of the quality of glassware



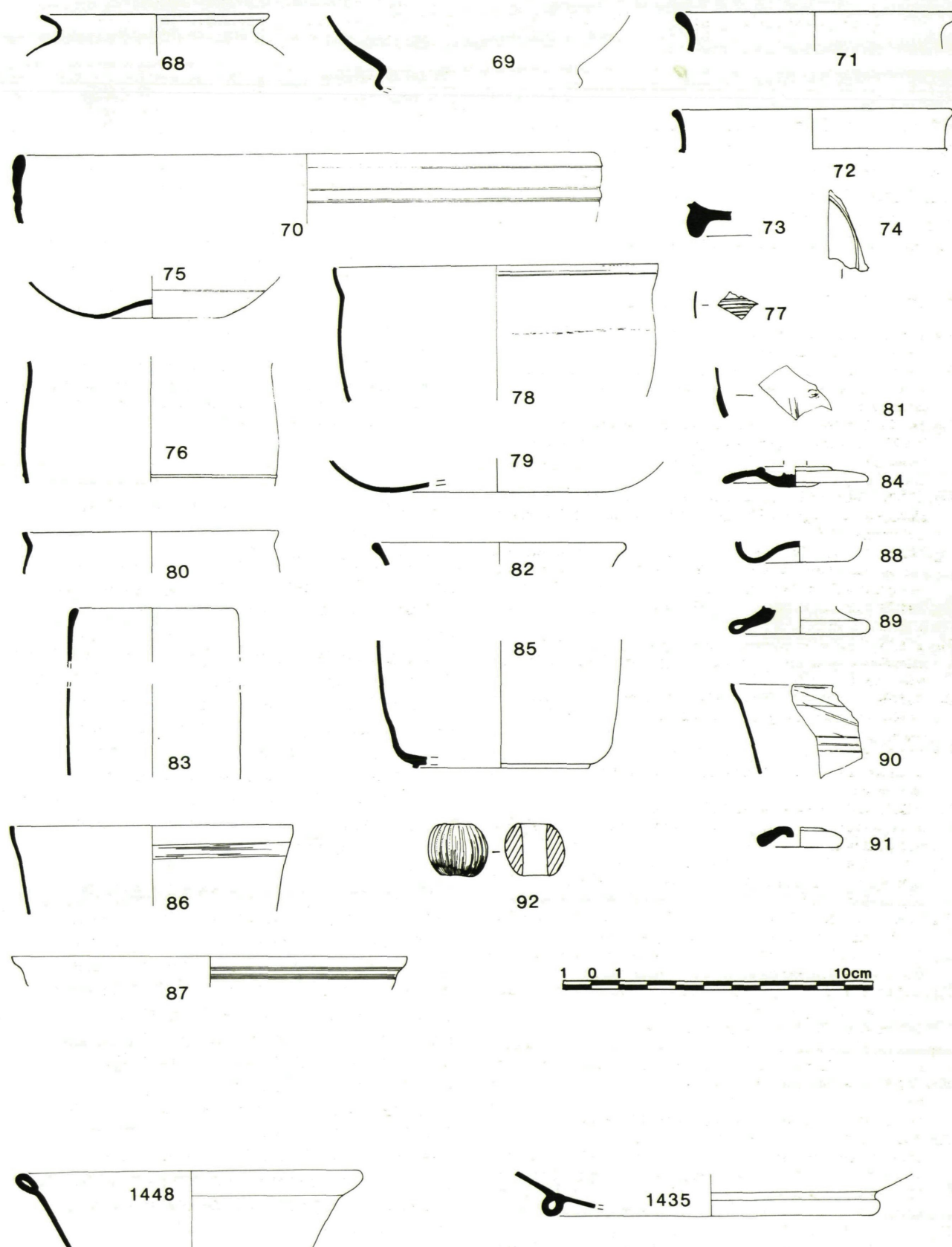


Figure 101 Glass vessels: Nos. 68–91, 1435, & 1448; and faience melon bead: No. 92.



being used there in the later 2nd and 3rd centuries.

In the later 3rd to mid-4th centuries all the forms are common, all but one of colourless glass, and a high proportion were very thin-walled (cf. J Price in Webster & Smith 1982, 177, No. 13 ff). The absence of late 4th century metals supports coin and pottery evidence suggesting that the villa was in decline by the 360s AD (Ch. VII).

Apart from the mould-blown square-sectioned bottles (Nos. 5–37), which may well have still been produced, almost certainly employed, in the late 2nd and early 3rd centuries, most of the glassware is fine tableware.

Only 25 fragments came from the enclosures east of the villa; a few common late forms are illustrated. This fits the interpretation of these areas as ancillary and largely agricultural. Window fragments perhaps suggest that there were buildings here, despite the absence of structural evidence.

### V.7.d Faience and other glass beads

*Fig. 101.92*

Half of a turquoise-blue faience melon-bead of 20 mm diameter came from context 214. This had a hole 9 mm in diameter through it. The design had been incised on the unperforated sphere and the hole made afterwards, as was evident from the fact that it lay slightly askew to the decoration. Margaret Guido has listed some 65 examples from Romano-British sites in Britain, and believes that they were current only in the 1st and 2nd centuries AD. (Guido 1978, 100).

A small bead of blue glass also came from the site, but is now lost. From a surviving drawing this was cylindrical, 8–9 mm long, and was slightly thicker at one end (maximum diameter 10 mm). The bead was made by winding a broad trail of glass around a rod of circular cross-section 4 mm in diameter. The overlapping join has not been ground smooth, and is still visible.

### V.8 Worked bone and ivory objects

*by Tim Allen and Robin Brunner-Ellis*

*Fig. 102*

There were 11 pins or needles, a clasp-knife handle and another knife handle, a polished ivory disc and 5 other artefacts, including a tool made from a nail driven into a cow's metatarsal. A complete catalogue will be found in the Microfiche report.

There were also five sawn pieces of bone, the identifiable pieces being horse or red deer antler; there were several other finds of antler that may have been kept for bone-working. Two other pieces showed marks from either skinning or working (for full list see archive). The deer skull found in a late ditch (419) west of the villa was probably kitchen debris, the antlers having been taken elsewhere for working. Bone working debris was found in the southern group of enclosures and also probably in the northern, in both cases in only one or two instances. A little also came from the yard area close to Building IV.

All the artefacts come from contexts belonging to the villa phase of the occupation, most coming from the area of the buildings themselves. The worked debris seems also to belong with the villa phase. Of these a fragment from 1467 may, however, be earlier. One of the pins, Fig. 102.98, is much more akin to Anglo-Saxon than to Romano-British types: it comes from Late Roman pit 763.

Of particular interest is the decorated bone handle of an iron clasp knife, handsomely carved in the shape of a panther springing from a calyx of stylized acanthus leaves (Fig. 102.1437). There are several examples extant of this type of decorated clasp knife (Toynbee 1964, 360), a particularly close parallel coming from an early 2nd century context at Wroxeter (Bushe-Fox 1913, Pl. 22, Fig. 10). It shows a tiger emerging from a cup of leaves in the act of eating something between its forepaws, a carved piece which Toynbee suggested was of continental origin. Martin Henig believes that the floral calyx motif could be seen as a stylized representation of life. Possibly the springing beast/calyx of life is a metaphor for the springing action of the knife blade — a visual talisman for the knife's owner, as one might say.

### V.9 Jet and shale objects

*by Tim Allen*

*Fig. 103*

Three jet objects were recovered, a fragment of decorative inlay (Fig. 103.103) and the shank of a pin (Fig. 103.104) from the villa area and the head of another pin (Fig. 103.105) from the southern enclosure group east of the villa. A shale spindle whorl (Fig. 103.1567) was found unstratified in the area of Building III. For a full description see Microfiche report.

The nearest source for jet is the Whitby area of north-east Yorkshire; the shale is probably derived from Dorset.



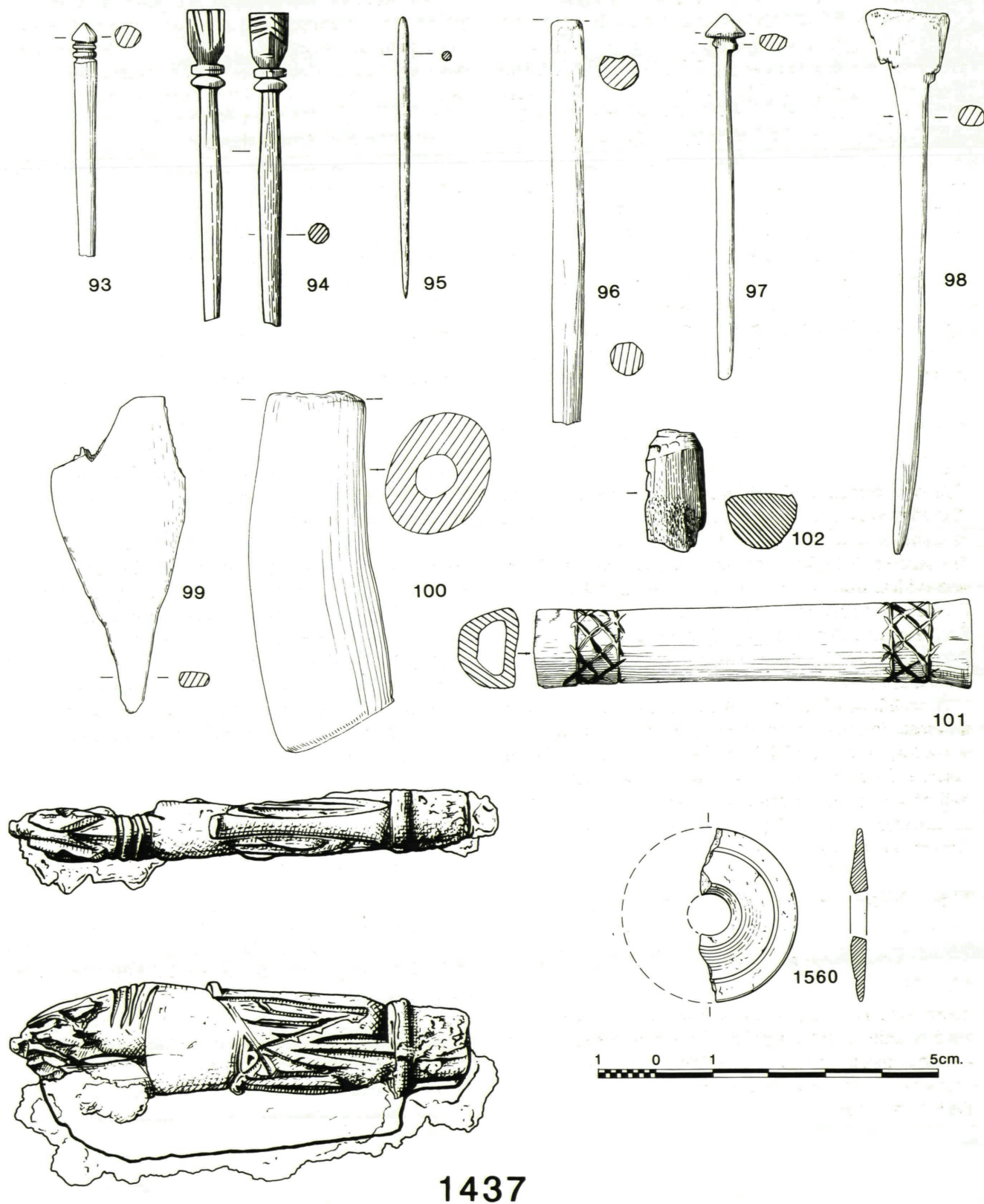


Figure 102 Bone objects: Nos. 93–98 pins; No. 99 spatula; No. 100–101 handles; No. 102 waste; No. 1437 clasp-knife. Ivory object: No. 1560 disc.



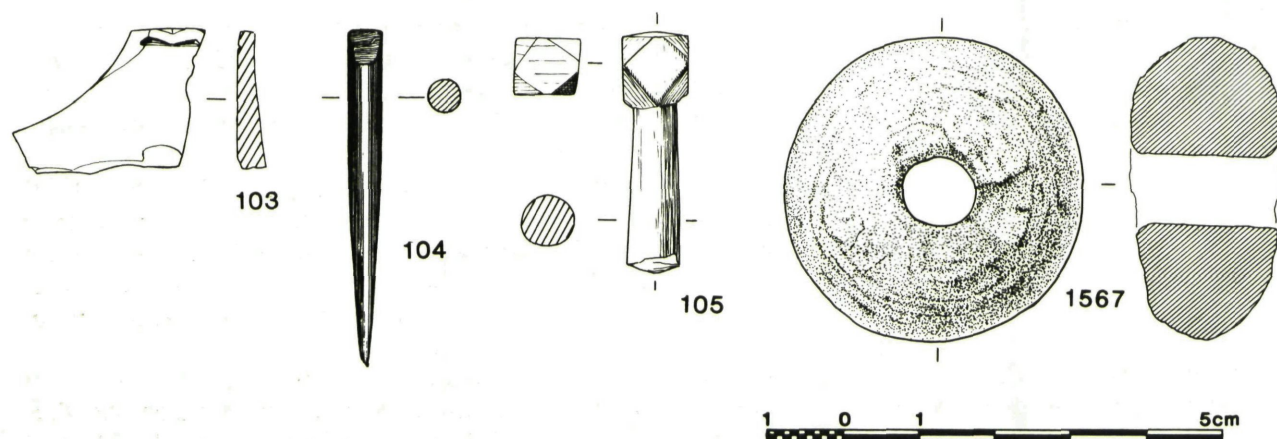


Figure 103 Jet objects: No. 103 inlay; Nos. 104-105 pins. Shale object: No. 1567 spindle whorl.

## V.10 Stone objects

by Tim Allen

Figs. 104-107, Tables 25 and 24

Fragments of eighty one stone objects, including a fragment of stone statuary, were found, of which two are now missing. These comprised both saddle and rotary querns, quern-rubbers or pounding stones, whetstones and sharpening slabs, spindle whorls and loomweights, oven or cooking bases, a small selection of building fragments and a variety of troughs, mortars, gate pivot stones and hollowed stones. For a full catalogue of the Stone Objects and descriptions see Table 51 on Fiche 2#58. A table of the incidence of these types indicating their geographical and chronological position is given in Table 25.

Five fragments from 4 saddle querns, 8 possible 'rubbers', one complete lower stone and thirty four fragments from a minimum of 27 rotary querns were found. Table 24 shows the frequency of each rock type and the date of the contexts in which they occurred.

Of the Lower Greensand querns the saddle quern is clearly residual in a Late Roman context. If the other fragment is from a rotary quern this is likely to be an early type because of its thickness, but this fragment too may instead come from a saddle quern. Both querns therefore belong with the earlier rather than the later group.

Although clearly a rotary quern, the type and therefore the date of the Italian lava quern is unknown. When these types are discounted, it becomes clear that there is not only a significant shift in the source of querns between the early and later periods, but also a marked predominance of two specific sources, Millstone Grit and Coarse Quartzitic Conglomerate. This may reflect greater specialisation in quern production and marketing in the later period, or, since the changeover coincides broadly with the establishment of the villa, bulk trade on a much greater scale than before.

	43-150 AD	150 AD-360 AD	Totals
Sarsen	2S	—	2
Felspathic Sandstone	1S + 3R	—	4
Coarse conglomerate	2R	7R	9
Lower Greensand	—	1S + 17R	2
Millstone Grit	—	17R	17
?Millstone grit	—	2R	2
Italian Lava	—	1R	1
Unidentified	—	1R	1
	3S+5R = 8	1S+28R+17R = 30	38

S = Saddle quern ; R = Rotary quern

Table 24 Querns by source and date

The stones from the Early Roman settlement are unexceptional for a rural site. Early quern types such as Fig. 105 Nos 106 and 107 have been dated to the pre-



Boudiccan period at Colchester (Crummy 1983, Fig. 78 Nos. 2071 and 2075). Saddle quern fragments and rubbers (Fig. 104.111–113) are not generally considered to continue in use into the Early Roman period in the Upper Thames Valley, being found only as residual items on site with previous Iron Age occupation. These finds may therefore indicate a greater level of Iron Age activity in this area than is demonstrated by the known features; alternatively they may have been brought in as rubble from elsewhere (see Ch. VII). A collection of querns and 'gate-pivots' (Fig. 105.122 and Fig. 106.124) in pits 464/465 and 414 perhaps provides evidence of the major reorganisation of the mid-2nd century, old boundaries and buildings being swept away to make way for the villa and its field system. Some of these objects were still usable, and their deposition in the pits may have some special, perhaps propitiatory, significance.

Thorough robbing has left very few architectural fragments (Fig. 105.118–120). Greensand chippings from the final dressing of Building III (Ch. IV.C.8.e) and blocks of Bathstone shows that good-quality stone was imported; but the rest of the stone is local Taynton stone, probably from the Burford area only 5–10 km away. Two fragments found close to the site, the upper part of a small figure, Fig. 105.121, and a small altar from an Anglo-Saxon grave at Butler's Field (Miles & Palmer 1986, 13), probably come from the villa, and give glimpses of the missing dimension, but both are of poor workmanship and local limestone. The overall impression is that the villa was not architecturally sumptuous.

Almost all the whetstones, querns and troughs of late 2nd century or later date came from the enclo-

tures east of the villa, bearing out their use as agricultural and semi-industrial areas in contrast to the area of the villa buildings. Querns with a lower stone of conical profile continue in use (Fig. 104.114), and thin flat querns with flat tops and wide central eye are introduced (Fig. 105.115). One probable millstone (Fig. 105.116) with an estimated diameter of 0.63m was found.

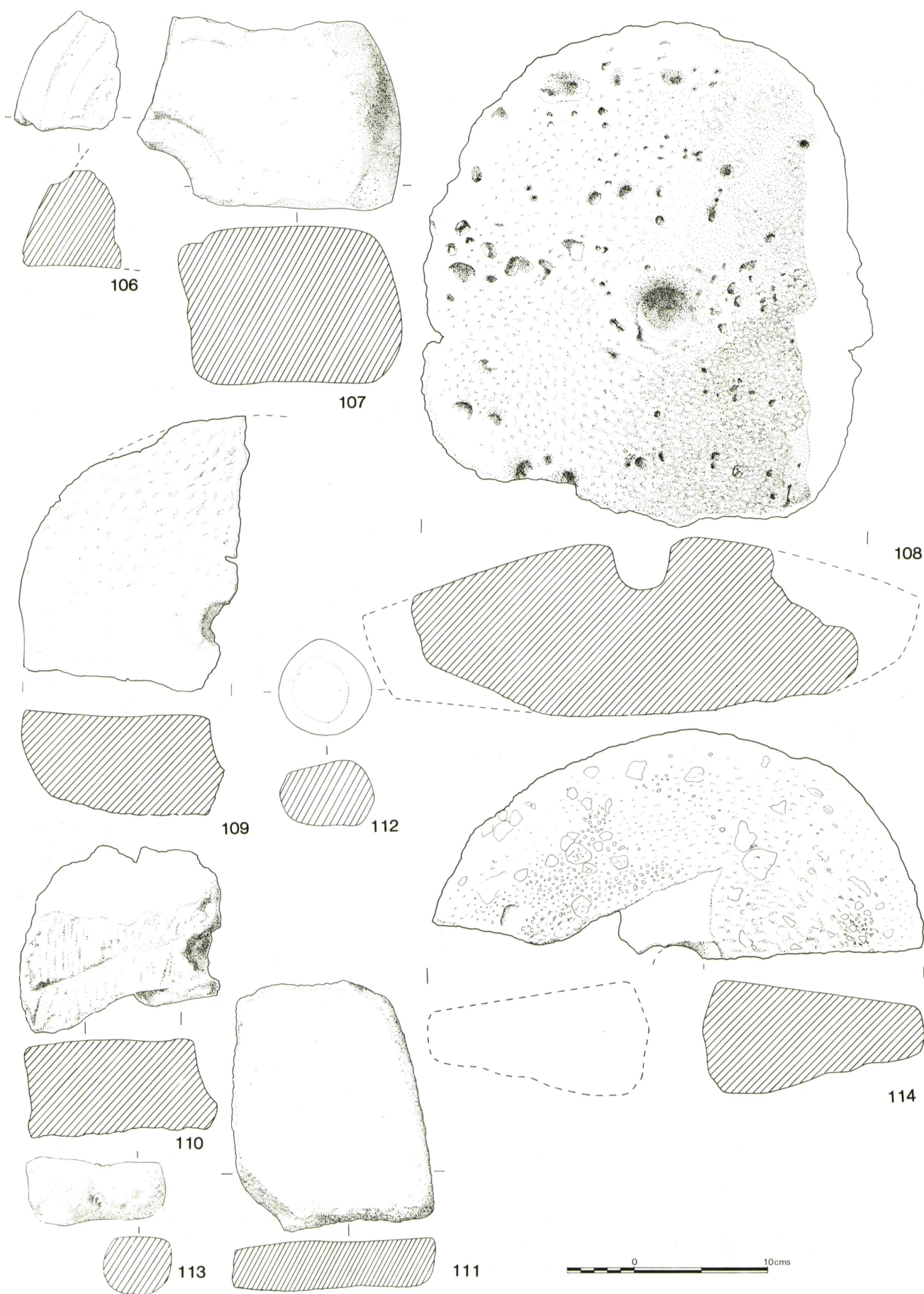
A group of stone objects in pit 876 may represent a reorganisation; like those in an earlier pit 464, they were not found dumped with other stones as rubble, and some were still usable when deposited. Lamps, troughs and mortars (Fig. 105.123, Fig. 106.125–8) were found in the 'silt-filled hollows' 550, 558, 560 etc. These stone objects were of a different character to those in pits; they were associated with much pottery and other rubbish including small quantities of tesserae and wall-plaster, so may be specialised robbing from a building.

Three unusual Stonesfield slates were found, two from the enclosures east of the villa, and one from the villa. The edges of all three had been chamfered. The first two were 320 and 340 mm in diameter; Fig. 106.131. was found *in situ* covering the bottom of a small oven, whose sides were also lined with slates. The example from the villa was only 100 mm in diameter and was probably used as a pot-lid. These slates were probably quarried from large cigar-shaped lumps of slate which occur naturally, and which can easily be split up into roughly circular slates (information from George Swinford, Filkins Museum, Glos.).

	Saddle querns	Rotary querns	Pestles/ rubbers	Whetstones	Architectural fragments	Gate- pivots	Mortars/ troughs etc.	Oven bases/ potlids	Spindle whorls	Dished slabs	Totals
Pre-villa	3	6	2(2)	2	—	3	—	—	1	—	19
1st-mid 2nd century											
Villa	—	7+1	2	2	2	—	—	1	1	—	16
late 2nd to 4th centuries											
Eastern enclosures	(1)	14+5	1(1)	8(1)	1	—	2	2	—	2	38
late 2nd to 4th centuries											
Silt-filled pits	—	1	—	1	—	—	5	—	—	—	7
4th century											
Totals	3(1)	28+6	5(3)	13(1)	3	3	7	3	2	2	
	4	34	8	14	3	3	7	3	2	2	80

Table 25 Stone objects: types and distribution. Numbers given in brackets are only tentatively identified. In some instances the rotary querns have been divided into two groups, to distinguish first the minimum number and second other fragments.





*Figure 104 Stone objects: Nos. 106–110 & 114 rotary querns; No. 111 saddle quern; Nos. 112–113 rubbers or pounders.*




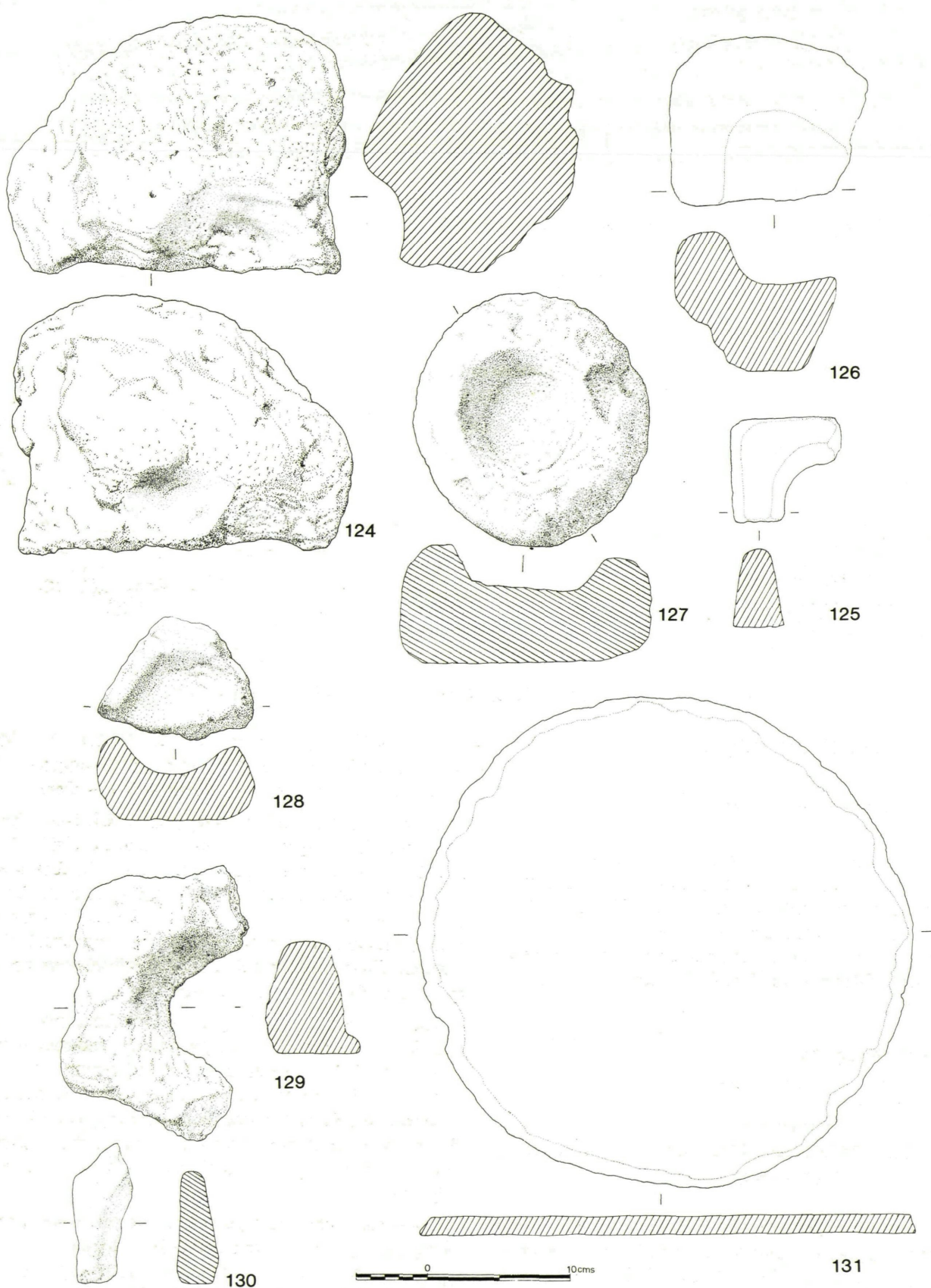


Figure 105 Stone objects: Nos. 115–117 querns; No. 118 roof ridge; No. 119 architectural fragment; No. 120 socket; No. 121 figurine; No. 122 gate pivot; No. 123 trough.





*Figure 106 Stone objects: Nos. 124 gate pivot; Nos. 125-6, 129-30 troughs or basins; Nos. 127-128 lamps; No. 131 oven base*



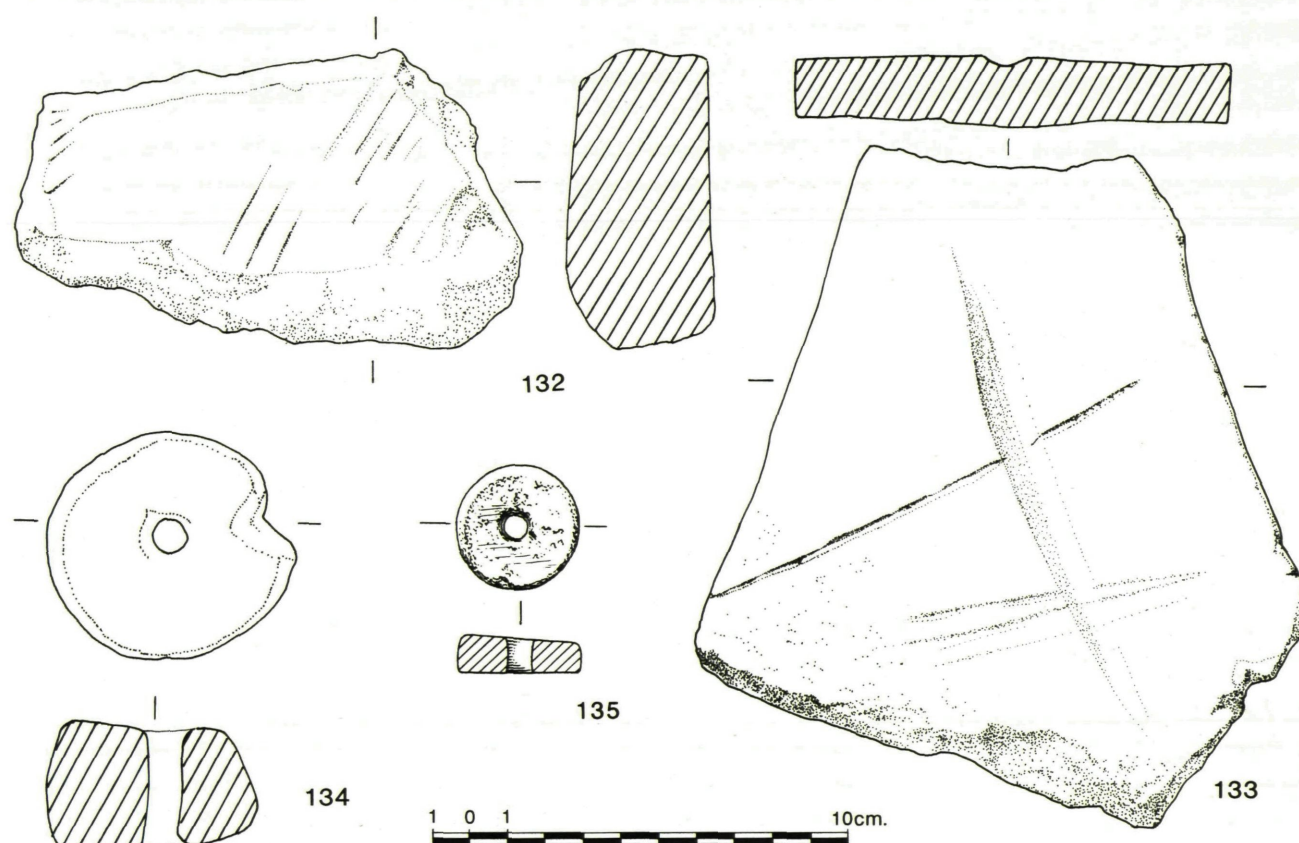


Figure 107 Stone objects: Nos. 132-3 whetstones; Nos. 134-5 spindle whorls.

## V.11 Fired clay objects

by Alan Palmer and Tim Allen

Fig. 108

In total 8718 gms. of fired clay from Roman contexts were kept. The site drawings and records suggest that most fragments from the enclosures north-east of the villa, which were largely from collapsed ovens, were discarded, but in contrast fired clay from the sites closer to the villa was kept.

Fourteen fabrics were identified which can be grouped as follows:

- A Mixed streaky clays
- B Mixed streaky clays and quartz
- C Organic inclusions
- D Calcareous inclusions
- E Rounded quartz (iron-rich) and some organic inclusions
- F Angular quartz (iron-rich)

For a full description see Ch. 5.11 on Fiche 2#62. Three fabric groups were common, A, D and E. The types of object are listed with their fabrics in Table 53 on Fiche 2#66. There is some correlation between fabric and function. Objects are generally made from the dense group

A fabric, solid clay oven structure from E, and the wide range of fabrics used for daubing material suggests and indiscriminate use of whatever material was available.

Three clay pellets are illustrated (Fig. 108.136-8). Cynthia Poole has suggested (Poole in Cunliffe 1984, (Vol II), 398) that their use might be determined by their size and weight: larger pellets used in warfare, as in the Late Iron Age phase at Danebury, smaller pellets such as those from Glastonbury or All Cannings Cross more probably for gaming. The pellets from Roughground Farm correspond approximately to the smaller category.

Triangular loomweight fragments came from areas with very little evidence of Iron Age activity, and may genuinely reflect their use up until the 2nd century AD. A circular weight from context 798 (Fig. 108.142) is unusual in an Iron Age/Roman context, being more typically Saxon (Hoffman 1964). A similar weight was found at Winterton (Stead 1976, 226-7) although that example was considerably larger.

Fragments from a triangular crucible (cf. Wainwright 1979, 132 Fig. 99) were found in pit 190. No trace of metal residue was present. The fabric included large fragments of hammerscale from iron-smithing. Pit 190 contained a large deposit of iron slag (Ch. V.15) and much charcoal, and was



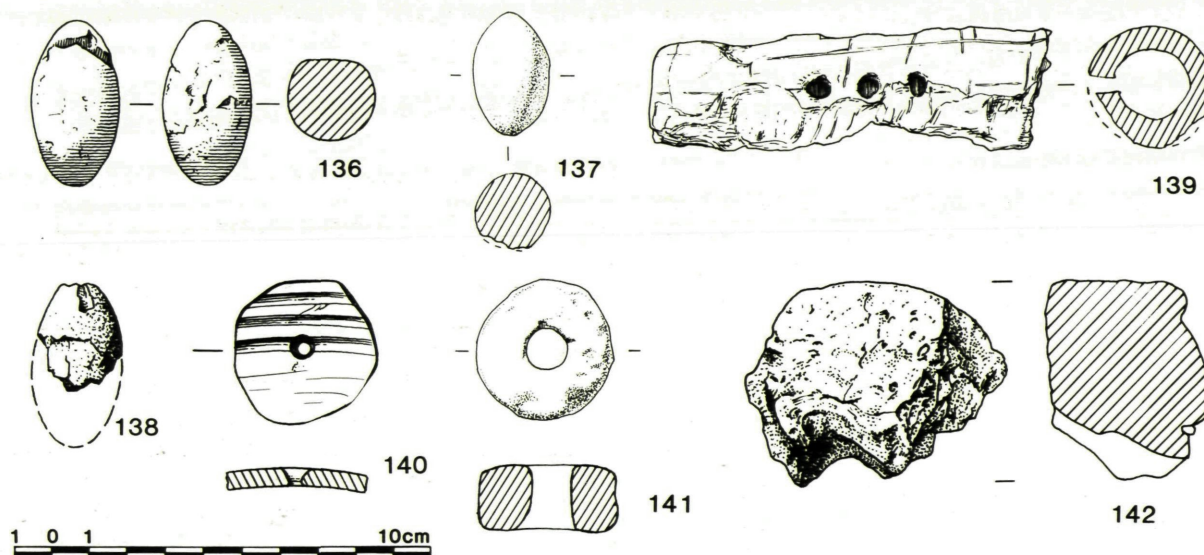


Figure 108 Fired clay objects: Nos. 136-8 clay pellets; Nos. 139 'flute'; Nos. 140-1 spindle whorls; No. 142 circular loomweight

probably adjacent to an iron-working area; the crucible was probably manufactured and used in the same area.

One end of a highly-fired hollowed cylindrical object is also illustrated (Fig. 108.139). The clay was probably wrapped round a forme, and before firing three small holes were made through one side in line, about 7 mm apart. The external surface was scored in a pattern of squares. Much of the exterior is deeply scarred by spalling; some of this heating occurred after breakage. Margaret Jones interpreted this object as a pottery flute or whistle, but it could only have been played by a child, as the holes are too close together for adult fingers, and with this wide a bore could only have produced quarter-tones or closer intervals. The diameter of the bore would also necessitate the complete instrument being three times the surviving length to produce effective notes. If an instrument, it would thus have been long and flute-like with clusters of holes at intervals, providing modulations around two or more notes. Alternatively the object might have been a bellows-nozzle or tuyere. Since simple bellows both expel and suck in air through the nozzle, the three holes might have been to let in cold air when filling the bellows, rather than taking in entirely hot air from the furnace, or having to remove the bellows from the nozzle between blasts. (I am indebted to Andy Parkinson for this suggestion). It has however been objected that the presence of scored decoration makes this interpretation unlikely. No close parallels are known to the writer.

The ovens are described in Ch. IV.F.2. Oven superstructures have been divided into two types:

Type 1 solid clay

Type 2 clay daubed onto a wattle framework

The identifiable fragments from type 1 are listed in microfiche; all but one were of fabric E, from the early Roman occupation area, concentrated in enclosure 56. The one fragment from a later Roman context, a pedestal plate support from pit 560, was also the only fragment of Fabric group D. This is also the fabric used for the later wattle ovens, suggesting a change both in oven manufacture and in clay fabric from the early Roman period. The only oven from which samples were kept is 781, located in the later Roman enclosures to the east of the villa. The fragments suggest a dome-roofed structure over a wattle framework.

## V.12 Building materials: flooring

### V.12.a Mosaic fragments

by Elizabeth MacRobert and Tim Allen

In all 417 tesserae were recovered, comprising 184 individual pieces and 42 groups from tessellated floors. Others were recorded in the notebooks but were discarded. They were of three sizes and were made of white or grey limestone, red tile or blue-grey lias. For a breakdown of the colours and sizes see microfiche Table 55 on Fiche 2#69. The tesserae were set in mortar surfaced with *opus signinum*.

#### V.12.a.1 Designs

Fig. 151 on Fiche 2#71

These show lines of different colours, corners including some triangular tesserae and curving bands, possibly part of a guilloche motif. Most of the surviving groups of tesserae



come from Building III, and almost all of these from Room 2, but lines of different colours including the only light grey tesserae (No. 16) and some very small tesserae from Building I suggest that there were also mosaic designs there.

#### V.12.a.2 Distribution

Most of the tesserae came from Building III, but at least 37 from Building I. A handful were found in Buildings II and IV, but too few to suggest that there were tessellated floors within them. Almost all of the large white tesserae were from Building III, but the few large red tesserae were not from this building. Large tesserae were usually used for borders or for single-colour tessellated floors. The absence of large red tesserae from Building III may reflect a chronological change, as other villa buildings were first erected in the mid-2nd century AD. By the later 3rd century, when the major enlargement of Building III took place, tile production was apparently much reduced (M. Stone pers. comm.), hence increasing shortage of tiles and so a change to local white limestone tesserae for covering large areas. A shift from ceramic tiles to limestone slates is also possible in the roofing materials on site (see Ch. V.14 below).

The surviving fragments of mosaic do not suggest anything more complicated than geometric designs, and the range of surviving colours is also small. Only parts of the domestic buildings were, however, excavated and these had been heavily robbed.

#### V.12.b *Opus signinum* and mortar flooring

by Tim Allen

Only a small number of samples were kept, mostly from Building III, and none were in situ. Some samples were not labelled, making their attribution to specific buildings dependant upon references in the notebooks, which are often imprecise (see also the microfiche Ch. 5.12.a on Fiche 2#69).

The mortars were examined macroscopically according to type and size of inclusion, colour and hardness or density; no mortar analysis has been done. For details see the microfiche report.

Quarter-round mouldings were found in Building III, Room 1, from Building II or B and from the robbing of Building IV. These were made of variants of *opus signinum*. Two dense mortar fragments from pits east of the villa had their surface coated with light blue and blue-black paint, and most likely came from a bath; *opus signinum* is not normally painted except in baths, where blue was frequently employed, for instance at Rockbourne, Hants and at Sparsholt (Johnston 1979, 17–19).

### V.13 Building materials: walls and ceilings

#### V.13.a Painted plaster

by Elizabeth MacRobert (1990 report by Robin Brunner-Elli)

A total of 1289 fragments were kept from the excavations in 1957–65 and in 1981–82. A detailed account of the analysis with a full catalogue will be found in the microfiche. A set of colour slides illustrating the designs is available on request.

The majority of the plaster came from Building III. The range of colours and designs from this building was very varied, and it is clear that it was decorated throughout. Dadoes seem to have been spattered with paint in several colours in imitation of marbling, and above this large panels, often of a single colour, were bordered by multicoloured rows of stripes. The panels were sometimes elaborated by diagonal striping and the borders by sinuous motifs or cable designs. Less abstract panels with floral designs were also common. Frilled curves along the edge of borders may represent drapery. Hints of more sophisticated wall-paintings are provided by what appears to be a fragment of a column painted with perspective, and some fragments of finely-painted and complicated design with a particularly large range of colours that are similar to the finest design from Shakenoak (Brodrick *et al* 1971, 94–7). Moulded plaster fragments were also found, showing that some panels were outlined in relief. Fragments of wall-plaster from the earlier phase of Building III were few, but suggest that it was decorated more simply, largely in single colours.

Little plaster was kept from the other buildings, and the range of colours and designs is correspondingly smaller. However fragments of representational painting were found in Building I, as well as painted pilasters like those in Building III. The mortars used in the plaster from Buildings I, II and IV were generally distinct from those in Building III, possibly reflecting the chronological gap between the construction of the former in the 2nd century and of Building III in the later 3rd. Other fragments of plaster from west and east of the villa buildings are most similar to those from Buildings I, II and IV, but include other colours than those from the excavated parts of these buildings. This suggests that there were further painted rooms in the earlier villa.

Several fragments of painted plaster were coated with a smooth thin film of limescale. These were fragments of dense *opus signinum*, and may have come from plunge baths. Although no bathhouse was positively identified on the site, this is one of a number of indicators that one existed (see Ch. VI.2).

A further 119 fragments of painted plaster were recovered from the 1990 excavation, 90 coming from Building III and 29 from Building IV. These all fell within the range of colours and designs represented in the assemblage from the earlier excavations.

### V.13.b Other plaster and Tufa

by Tim Allen

Fragments of light, white mortars bearing lath or wattle impressions came from Buildings II and III and from pits east of the villa. These were probably from ceilings; they were undecorated, suggesting that these ceilings were left plain.

One fragment of sawn tufa was kept, and others were recorded west of the villa buildings. Tufa was often used in ceilings because of its light weight; blocks were found at Shakenoak in the debris of Building C and of part of the bath-suite of Rooms VI and VII in Building A (Brodribb *et al* 1971, 25; 1973, 24). Tufa is common in hard-water springs in the Upper Thames (Brodribb *et al* 1972, 153).

All the tufa found at Shakenoak came from the roofs of bath-houses, as do tufa blocks from Fawler, Oxon (Allen 1988, 310); the fragments from Roughground Farm may be further evidence of a bath-house on this site. Norman Davey (Davey 1961, 201–3 and Fig. 114 B) refers to specially-shaped tufa blocks used for the construction of hollow vaults in bath-houses, and at Sparsholt there were tufa voussoirs in the apse-vault (Johnston 1978, 79–82 and Fig. 24).

### V.14 Building materials: roofing slates and roofing and other tiles

by Tim Allen

Hexagonal and diamond-shaped slates of Forest Marble or Stonesfield slate occurred in great quantity around Building III and in smaller numbers around Buildings I, II and IV. Building III was certainly roofed with these, and possibly also part of Building I, although tiles were much more common from this building. Roof slates were also found in the enclosures east of the villa, but not in sufficient numbers to indicate roofs; slates were commonly reused here in ovens and in pitched and flat stone floors.

Part of a roof-ridge of local Great Oolite is illustrated (Fig. 105.118).

#### V.14.a Ceramic tiles

by Tim Allen (with comments by Mike Stone)

Very few tiles from the excavations prior to 1990 were kept, less than 150 identifiable fragments in all. These included tegulae and imbrices, pilae and box-flue tiles and floor tiles which may have been used on the sub-floor or as bridging tiles in hypocausts. Fabric analysis identified products from the Minety kilns and from Shore Farm near Swindon, and some grog-tempered tiles similar to ones found at Barnsley Park, Glos. Tiles of all types occur in

all fabrics; a summary of types by fabric groups is given in Table 56 on Fiche 2#81 in the microfiche report.

The 1990 excavation produced 32.5 kg of tile comprising 328 fragments, 226 of which were classifiable to type. In general the same range of tile types were present, the proportions of which are given in Table 57 on Fiche 2#81. A few examples of semicircular tile-signatures on tegulae were present, and one imbrex fragment had been combed on the outside.

One further fragment is of a type not previously recognised; this is illustrated (Fig. 109.143). This fragment was blackened by soot, which may indicate that it was part of the heating system. Gerald Brodribb, who kindly examined this fragment, was unable to categorise it firmly, but felt that the scoring and blackening was consistent with box flue tiles. He tentatively suggested that it might have been from a double box flue tile. An unusual alternative is that it may have been part of a hexagonal or octagonal window frame. In the latter case the thin ridge might have acted as a stop for the glass on one side, also possibly explaining why the ridge is slightly offset from the middle of the inside edge of the tile.

Nine fabrics were distinguished (see Table 58 on Fiche 2#81), Minety products (Fabrics 2 and 3) accounting for over 66% of the tiles. Quartz-tempered tiles from Shore Farm (Fabric 1) were also well-represented, as were tiles with calcareous inclusions, Fabric 4. One tile in a related fabric, Fabric 5, was stamped RPG, which is the mark of the Gloucester tiler (Clifford 1955, 68). This may be the source of the calcareous fabrics. Heavily grog-tempered tiles were very few; small amounts of grog occur regularly in tiles from Minety, and are included in Fabric 3. Fabric 8 is represented only by a single tile, but this distinctive fabric is very common at Redlands Farm, Stanwick and elsewhere in Northamptonshire (Keevill in prep).

Roof-tiles came from Buildings I–IV, and all of these buildings were probably roofed in part with tile. Many of the tiles from Building IV and Building III were however reused, and in both these buildings stone roof-slates were more numerous. This could indicate increased use of stone slates in the later Roman period.

One imbrex fragment had preserved the paw-print of a dog of medium size, identified by Leslie Cram.

### V.15 Metalworking debris

by Tim Allen (with comments by Chris Salter)

In all 6.39 kg of slag were kept, only a sample of that from the villa being retained. One sample from the villa (Sample 1419 from context 2413) was probably from bronze-working; all of the remainder was smithing slag, and clay furnace lining suggests the use of bowl furnaces at ground level. A more detailed account will be found in the Microfiche report (see Ch. 5.15 on Fiche 2#82).



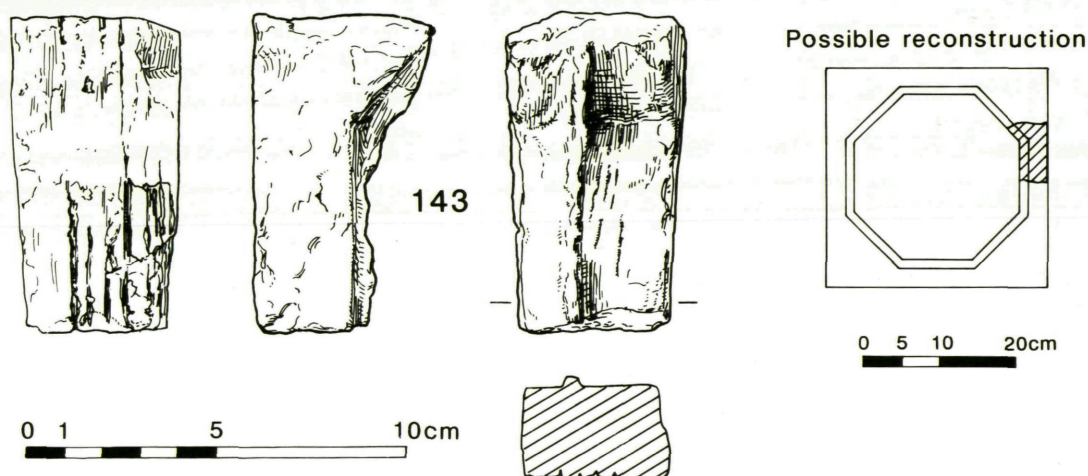


Figure 109 Tile: No. 143

## V.16 Human bones

by Mary Harman

### V.16.a Introduction

All the bones were examined. Most of the skeletons had previously been seen and described: those from the first three years of the excavation (Contexts 96, 188, 206, 343 and 478) by Miss R Powers of the British Museum (Natural History) and those from the later years by Miss J Bayley at the Ancient Monuments laboratory of the Department of the Environment. Those from contexts 1215, 1275 and 1279, found in 1965, had not been looked at before, and for the sake of consistency in the compilation of this report all the skeletons were examined by the author. No serious disagreements with other workers occurred, except in the observation of osteo-arthritis; where I was inclined to see none or slight evidence only, Miss Bayley described the same bones as slightly or moderately affected.

### V.16.b Methodology

The condition of the bone generally was good though many bones were broken; some skeletons were poorly preserved. The sex of the skeletons was decided, where possible, from the size and general physique of the bones and from the relevant characters of the skull and pelvic girdle, while the age of juveniles was decided on the basis of the state of the tooth eruption and epiphyseal fusion, and the length of the diaphyses, using the criteria published by Ferembach, Schwidetzky and Stloukal (1980, 527–532) and a chart prepared by Miss R Powers (pers. comm.). The age of the adults was assessed from wear on the teeth, by comparison with the chart produced by Miles (1962, 884). Height

was calculated from the length of the long bones using the formula of Trotter and Gleser, as published by Brothwell (1981, 101).

The details of the skeletal analysis, comprising the age, sex and height of each individual, where possible, along with some notes on the amount of bone recovered, any evidence of disease or injury, and other comments, will be found in Microfiche Table 64 on Fiche 2#84, and the state of dental health, noted in accordance with the method recommended by Brothwell (1981, 53), in Microfiche Table 65 on Fiche 2#87. Table 26 below summarises the skeletal data from the Roman burials, together with the circumstances of burial.

Three inhumations 1157, 1215 and 1275 were crouched or contracted burials, and were probably prehistoric. A calibrated radiocarbon date of 1160–940 cal. BC (to 1 sigma) was obtained from bone from 1157, and one of 350–40 cal. BC (to 1 sigma) from 1215. Cremation 1279 is also probably prehistoric, but produced no dating evidence (see Fig. 26 for location). The burial from context 1700 was a casual discovery made during building works south of the site, and is included here as a probable outlier of the Roman settlement (see Ch. IV.F.4.e).

### V.16.c Decapitation

Two skeletons, both of middle aged women, are recorded as having been decapitated: 894 was buried with the head face down between the thighs (see Fig. 72), and 806 was buried with the head between the knees, facing the left knee. 894 has the back of the head and all the cervical vertebrae missing; since the head was face down the back of it was probably removed during topsoil removal, and possibly the cervical vertebrae too. Some vertebrae at least were probably attached to the severed head; there are no cuts visible on the first thoracic vertebra or any other bones.

Context	Orientation	Position	Grave goods	Parts present	Sex	Age	Comments
1140			pot			Adult	Cremation
<i>Courtyard</i>							
206	WSW	S	?	LC	F	40+	OA in back & L elbow. Healed fracture of R ulna.
<i>Northern Enclosure</i>							
<i>Group I — NW end</i>							
584	NW	FL		LC	?	16–18	
584	NW	FL		LC	?	12–13	
585	NW	S	coffin nail	P	F	40+	
608	NW	S		P	M	Adult	OA in back
<i>Group 2 — SE end</i>							
782	NW	L		LC	F	20–25	Healed fracture L clavicle
804	NW	S		P	M	Adult	
806	NW	S		LC	F?	40–50	OA in back & R foot. Decapitated, head between knees
807	NW	S		LC	F	35+	OA in back & arms
808	N	S		LC	?	7–8	
813	SW	S	coffin nail	LC	F	35–40	OA in back
<i>Southern Enclosure</i>							
834	W	S		LC	F?	16–18	
894	NE	S	shoe-plate	LC	F	40+	OA in back & joints. Decapitated, head between thighs
895	SW	S?		P	?	?	No bones recovered
<i>Boundary Ditch 959/960</i>							
974	N	S	sandal stud	LC	M	40+	
975	N?		?bracelet	P	?	Adult	
982	NW	P		LC	M	30–40	
<i>Cattle Market</i>							
1	N				F	18–30	No bones recovered
2	N				F	40+	
3	N				?	?	
4	N				?	?	
5	—				?	?	
6	—				?	?	
<i>South of Excavation</i>							
1700	W	P		P	M	20–30	

## KEY

Position: S=Supine, P=Prone, F=Flexed, L=L side, R=R side

Parts present: LC=Largely complete — missing some ribs, vertebrae, hands and feet, P=Part only

Comments: OA=Osteo-arthritis

Totals: 5 male; 9 female; 9 uncertain

1 child; 3 adolescents; 15 adults; 5 uncertain

Table 26 Summary of details of human burials of Roman date



806 has the lower five cervical vertebrae missing, and most of the thoracic vertebrae, though the absence of some of these is probably due to deterioration of the bones, the vertebrae and ribs being rather poorly preserved. There are two probable cuts on the bones, one on the mandible and one on the axis. The gonion on the left side of the mandible is broken off, but this break appears to have originated with a cut into the lower edge of the horizontal ramus. The axis appears to have suffered an oblique cut which has removed part of the neural arch and the inferior articular facet, on the left side. Neither cut is clearly defined, mainly because of the poor condition of the bone, but the two together and the presence of both atlas and axis, presumably buried with the head, combined with the absence of the rest of the cervical vertebrae, suggest fairly convincingly that the head was removed by a cut in the upper part of the neck, probably from the left side.

#### V.16.d Conclusions

The infant burials, complete and disturbed, are unexceptional on a site of this type.

Decapitated burials are not uncommon in this part of the country in the late Romano-British period. Details of other examples in the south midlands and the south-west are given in a recent survey (Harman *et al* 1981, 159–188) and the burials from Lechlade are unremarkable within this group, except possibly for two aspects of 894; if the neck was really severed just above the first thoracic vertebra, it would be a remarkably low point, previously observed only at Meon Hill and Poundbury. However, the absence of all the cervical vertebrae is not conclusive evidence for the position of the cut. The position of the head is slightly unusual, as it tends to be between the knees or somewhere about the lower legs, as in the case of 806. It is between or beside the femora in only about 10% of the recorded cases. Unfortunately, the examples from Lechlade do not seem to throw any further light on the reasons for this form of burial.

### V.17 Animal bones

*by Gillian Jones and Bruce Levitan*

#### V.17.a The nature of the assemblage recovered between 1957 and 1982

*by Gillian Jones*

The material of Romano-British date is summarised in Table 27; it was grouped as follows:

1. The 1982 excavations from Building IV and from the courtyard between it and Building III
2. The 1957–59 excavations of villa buildings I, II and III. This sample had been studied during excavation by Mr Baxter, the Lechlade vet. With the exception of sample 2a, the bones were not kept.
- 2a. Two boxes of the bones were studied by Professor Higgs, and these were also recorded in the present study.
3. The 1961–65 excavations, of trackways, field ditches and enclosures to the east of the villa (see Figs. 73 and 74; Fig. 1).

All the bone fragments found in the 1982 excavations (carried out by hand digging) were collected. Bone was also collected with reasonable care from the 1961–65 sites. There were no sieved samples. The four main domesticates were present, in varying proportions, bones of other species being rare.

The collecting of bone during 1957–59 may have been less rigorous, which means that the percentages given in Table 27 for assemblage 2 must be viewed circumspectly. However, the sample was of moderate size and suggests that cattle were more numerous than sheep or goat and that both pig and horse were important. Mr Baxter noted that there was a considerable range in the size of cattle. The horse bones were generally of mature animals (he noted only one bone from a young horse). In a pair of red deer frontal bones the antlers had been sawn off. Probable disease was noted in an adult horse humerus, and the lower part of a cattle humerus indicated injury during life. Most of the larger bones were broken up and several shank bones 'had cross marks suggesting that they had been used to cut something on', possibly evidence of butchery. In sample 2a, the writer's identifications and Mr Baxter's were nearly unanimous; four cattle bones (three of them phalanges) were misidentified as pig, and the proportion of pig bones in sample 2 may thus be slightly overestimated.

#### V.17.b Overall results (bones recovered between 1957 and 1982)

The material from excavations in 1982 dated from the 1st to 4th centuries. Very few bones were found from the earliest phase, but the assemblages from phase 4 (mid-2nd to mid-3rd century AD) and 5 (late 3rd to 4th century AD) were larger and show an increase in cattle over sheep, the proportion of pig bones remaining constant. Oyster shells appeared in phase 5, and were quite common.

Sample 3 from the enclosures east of the villa contained lower proportions of sheep and pig bones than villa sample 1. It is possible that varying policies on collection of bones influences the figures. However, the proportion of mandibles, and of long bones with more than half of the proximal end, the shaft or the distal end present (ie excluding small pieces) shows the same difference. Most of the features east of the villa were later Roman, and, as both sample 1 and results from other sites (King 1978)

		N	Percentages						Percentage identified
			Cattle	Sheep	Pig	Horse	Deer	Other	
1	Building IV	263	37	44	14	3	—	dog*, fox*, fowl**, oyster	52
2	Buildings I–III	396	48	26	12	13	1	—	
2a		61	52	23	5	15	red 5		91
3	Enclosures east of villa	263	59	22	6	10	red 2, roe*	dog*, hare*, water vole**, oyster**	71
Total 1 & 3		526	48	33	10	6	1	other species 2	60

N — number of identified bones

\* — species represented by a single bone (\*\* — two bones).

Oyster and water vole are not included in the total number of bones.

Table 27 Animal bones from the 1957–82 excavations: percentages of species from different groups (see Ch. V.17.a).

show, cattle tend to become more important in the later Roman period.

Sample 3 consisted of bones from two sets of enclosures to the north and south of an apparently open area east of the villa buildings, and from gravel pits in between. Bones from the southern enclosures and the gravel pits were too few for useful comparison with those from the northern enclosures, due to the small scale of excavation. Within the northern enclosures comparisons were made between the bone collections from the silt-filled hollows (559, 560 etc) and from the pits, and between those from pits and those from ditches, but no significant differences were found. Worked bones do not show any concentration of bone working.

### V.17.c Cattle bones (recovered between 1957 and 1982)

Bones of all parts of the skeleton were present. Mandibles and cannon bones were proportionately more numerous in sample 3. The overall proportions of bones from the head, body and feet was very similar in samples 1 and 3; one might perhaps have expected a greater concentration of meat-bearing bones close to the villa. The bones were mostly fragmented but the finding of several nearly complete cannon bones showed that the bones were not always exploited for secondary products such as marrow, glue, grease or for bone working.

Most of the cattle represented had died when five years old or more. These would have been breeding, dairy and draught stock. The amount of meat available from young animals, and their age of slaughter, must have depended largely on breeding success and provisions of winter fodder. The small sample here suggests that more young animals were slaughtered in the first few months than between one and five years. These may have been natural deaths or animals culled due to poor health. Alternatively some surplus animals may have been slaughtered to minimise the number kept over winter.

The age at death of cattle was calculated from mandibles and loose teeth (Table 67 on Fiche 2#90). Jaws were

grouped into six stages (defined in Bourdillon & Coy 1980). The figures show the minimum number of individuals (mandibles) at each stage, with additional data from loose teeth shown in brackets (eg there were two left stage 1 mandibles and a deciduous third premolar showing enamel wear only, from three different areas of the site). In eight out of the 15 individuals, the third molar was in full wear. Evidence from long bone fusion was consistent with the above (46 epiphyses, 89% fused; and two bones from calves). No data on the sex of the bones was available.

The measurements suggest a good size of cattle, larger than those found on local Iron Age sites (Wilson 1978, Fig. 19) and of similar size to Romano-British cattle from Barton Court Farm, Abingdon (Wilson in Miles 1986, VI.2.3.5.). Their estimated shoulder height was 1.10 to 1.27 m (mean 1.177 m, N 12) (method of Fock in Driesch & Boessneck 1974). Greatest lengths: metacarpals: (1st to 4th century) 183, 187; (3rd to 4th century) 193, 200; metatarsals: (3rd to 4th century) range 203–233, mean 216.6, N 8. Greatest lateral length of astragalus: (2nd to 3rd century) 59; (3rd to 4th century) 62, 65, 69, 70.

### V.17.d Sheep/goat bones (recovered between 1957 and 1982)

The caprine bones are mostly from sheep. One horn core fragment was definitely from a sheep and no other bones bore features characteristic of the goat, which has only rarely been found on Romano-British sites in the Upper Thames (Wilson, pers. comm.). One skull fragment was from a polled animal. Hornless sheep are found somewhat more commonly on Roman than earlier sites (eg Roman Tripontium and Frocester, Noddle 1973 and 1979), which gives some support to the hypothesis that some new stock was introduced into Britain.

Fig. 152 on Fiche 2#90 shows the stages of development of the mandibles, following the method of Grant (1975). A greater proportion of adult jaws were recovered, especially in sample 3, than is general on sites of the period (eg Wilson 1978, 132). The sample suggests that most lambs of both sexes were kept into adulthood, and therefore that wool production was important. However other factors may be



involved, eg a recovery bias against younger, fragile jaws in the sites east of the villa or movement of surplus lambs away from the site.

The few measurable bones suggest that the sheep were of average size for the period.

#### **V.17.e Pig bones (recovered between 1957 and 1982)**

Pig bones formed about a tenth of the overall Romano-British sample. No difference in the proportion of pig was observed over time, but pig bones were commoner on the villa sites.

Upper and lower jaws of at least eight pigs were recovered, all from pigs which had overwintered at least once, and two of these were from adult pigs of about two years old (third molar partly in wear, Silver 1969). Occasional slaughter of younger pigs is shown by the presence of an immature pelvis. The age structure is similar to that discussed by Maltby (1981) for Roman sites, where although most porkmeat was from immature animals, rather little of it was from the lean carcass of a piglet. The need for lard and the use of pigs in clearing ground may have been significant factors in pig husbandry.

A bone pin made from the fibula of a pig is described in Ch. V.8.

#### **V.17.f Horse bones (recovered between 1957 and 1982)**

Horse bones occurred in small numbers in many deposits, including those near the villa. They were often associated with bones of other species, and are therefore probably also food waste. The bones were less fragmented than those of cattle. The only intentional marks seen were on a metacarpal, which is a naturally pointed bone sometimes worked into a bone tool.

Measurements of long bones give an estimated size range of 11.5 to 14.5 hands (N 7, range 1.12–1.46 m, mean 1.318 m, method of Kiesewalter in Driesch & Boessneck 1974) (greatest lateral lengths: radius 291 mm; metacarpal 185, 197, 219 mm; metatarsal 263, 274 mm). In the enclosures east of the villa two horse-skulls and one partial skeleton had been buried. Only one of the skulls survived for examination. Photographs and notes show that the skeleton from 573 consisted of the vertebral column from the axis to the sacrum plus the pelvis, one femur and a few ribs, found articulated. A few loose incisors were all that remained of the skull. Since the surviving bones were quite well preserved and the pit had not been recut, the absence of the rest of the skeleton was probably genuine. It was noted on excavation that a long bone split, among the fragments, suggests that the carcass was 'used for food'. Whether the horse had partially decayed before burial, or whether the long bones had been removed with the meat, is not known.

One skull was that of an adult, and was buried in a pit by itself; the other was of a horse that had died at about one year old (first molar in wear on the first cusp), and was associated with cattle and sheep bones. There were three other bones from immature horses. The presence of young horses is of note and suggests that they were being bred at the site. Remains of young horses have also been found in the Upper Thames valley at Roman sites at Barton Court Farm and Farmoor (Wilson 1979).

The sawn-off lower ends of a metacarpal and a tibia show that horse bone was used in bone working. No cattle bones were sawn.

#### **V.17.g Bones of other species (recovered between 1957 and 1982)**

Two dog-bones were found. Three bones of domestic fowl came from the 1982 excavation near the villa, and oyster shells (19 valves) from 3rd/4th century deposits in the same area. Two bones of water vole may be intrusive.

Remains of hunted species were few (Table 27), suggesting that hunting provided an insignificant part of the diet, but red deer were apparently important for their antlers, which were both collected from the ground and sawn from the skull. Three of the four antler specimens were sawn.

For details of the pathology see Microfiche report.

#### **V.17.h Introduction to the bones recovered in 1990**

*by Bruce Levitan*

This assemblage of 764 bones (found by hand digging) is from an adjacent area to those reported on above; the two reports are analyses of different portions of the same overall assemblage. Not surprisingly, therefore, the range and taxa represented in the present analysis is almost identical to that found by Gillian Jones.

The assemblage can be subdivided into:

**pre/early villa** 140 bones (48);  
**late villa** 623 bones (233).

Numbers in brackets are bones identified to taxon. The early phase is roughly equivalent to 2nd to mid 3rd century AD and the late phase is late 3rd and 4th centuries (with, perhaps, a small element of residuality).

The bones can also be divided between Buildings III and IV, though only about 35% of the bones relate directly to these two buildings, and some of these come from robber trenches (the majority of the bones in fact come from ditches):

**Building III** 116 bones (43)  
**Building IV** 150 bones (42)

The assemblage is small, so the conclusions that can be drawn from it should therefore be regarded with circumspection.

### V.17.i Taxa represented in the bones from 1990

Table 28 summarises the identifications. The majority of the bones were not identified to taxon because of their fragmentary and weathered nature. As with the bones from the earlier excavations there was a restricted range of taxa (only three or four non-domestic taxa are present) and the major mammalian domesticates predominated. This is typical of Roman villa assemblages; hunting was not an important activity, and even on Roman sites where sieving is undertaken small mammal, bird or fish bones are rare. The rabbit bone is very probably intrusive as rabbit is thought not to have been present in Britain at this time.

	p/e villa		l/p villa		total	
	N	%	N	%	N	%
Cattle	19	40	90	40	109	40
Sheep/goat	10	21	81	36	91	33
Pig	15	32	39	17	54	20
Horse	2	4	7	3	9	3
Dog			4	2	4	1
Cat			1	<1	1	<1
Rabbit			1	<1	1	<1
Red deer			2	1	2	1
Field vole	1	2			1	<1
Sub-total	47	34	225	36	272	36
Domestic fowl	1	100	7	88	8	89
Duck			1	13	1	11
Sub-total	1	1	8	1	9	1
Unidentified:						
Large mammal	43	47	239	61	282	59
Medium mammal	47	51	147	38	194	40
Small mammal			1	<1	1	<1
Bird	1	1	3	1	4	1
Fish	1	1			1	<1
Sub-total	92	66	390	63	482	63
Total	140	18	623	82	763	

p/e villa — pre/early villa; l/p villa — late/post-villa.  
1 human bone from l/p villa; 14 sheep from l/p villa

Table 28 Summary of vertebrate remains from the 1990 excavation

All of the sheep/goat bones that could be identified to species are sheep. Horse, dog and cat all occur in the later phase, but only horse in the earlier phase. However the numbers of bones are very small indeed and in all probability these taxa were simply not very common. The two red deer bones (a metacarpal and a first phalanx) imply

that hunting may have occurred very occasionally. The field vole bone may well be intrusive.

Two bird taxa are present: domestic fowl and duck (probably domestic). Both are commonly found on similar sites in small numbers. Domestic fowl was probably much more numerous than these results imply, but their bones are far more likely to have been destroyed during meals and by scavenging than any of the mammalian taxa. The single fish bone is a portion of dentary from a small-sized fish.

### V.17.j Lateral variation in the bones from 1990

Table 69 on Fiche 2#91 summarises the taxa from Buildings III and IV. Building IV was an aisled building with several ovens, possibly used as a kitchen; Building III was a domestic building containing hypocausts and living rooms. There is very little difference in sheep/goat representation between the two buildings, but cattle are much more common in Building III than IV, and for pig the reverse is the case. The numbers of bones from each building may be related to their different functions, but in any case, the major refuse deposits would not have been in the buildings themselves but in pits and ditches some distance away (see Introduction above).

### V.17.k Cattle bones from the 1990 excavation

The skeletal element representation of cattle bones and bones of the other major taxa agrees with the results from the earlier excavations. The majority of the ageable cattle bones were from adults. A few of the early fusing long bones had unfused epiphyses (and at least two were very young), but most were fused, and similarly with the later fusing bones. Two mandibles had teeth present, one with a third molar in wear (state k of Grant's scheme Grant 1983), and one with a permanent fourth premolar at state e. Three loose third molars were all in wear, ranging from state h to k. No deciduous teeth were found.

A large proportion of the cattle bones bore butchery markings (especially if the large mammal ribs are counted as cattle). Most parts of the skeleton bore some evidence of butchery, ranging from superficial cuts to deep gouges and chops and one or two bones with sawing marks. No unusual butchery was noted.

A metatarsal with extreme modification of the proximal end (exostoses, eburnation, erosion of the joint surface) was the only pathological specimen.

Measurements were obtained for only three bones, but these, and the general size of the other bones, indicate that the cattle were of average size for the period.



### V.17.1 Sheep/goat bones from the 1990 excavation

No juvenile or younger sheep were indicated by the epiphysal fusion evidence, but two mandibles show that there were lambs (one with first molar at state a and second molar not erupted, and one with a deciduous fourth premolar at state g). Most of the mandibles/loose teeth, however, are of adults (though at the younger end of the age: mandibles/loose teeth with third molar wear states: a, d (2) and g).

Only 3 sheep bones bore any butchery marks, but the deposit was typical of butchered remains. However sheep undergo less intensive butchery than cattle and this might partially explain the lack of direct evidence. One of the butchered bones (a metatarsal) was also worked with a hole drilled into the proximal end and at the posterior of the proximal end.

A pair of lower hind limbs were found which come from one individual, the left metatarsal of which measured 143.3 mm in length. Some sheep measurements are given in Ch. 5.17.b on Fiche 2#91.

### V.17.m Pig bones from the 1990 excavation

In contrast to sheep/goat, most of the pig bones were from young animals (eg only two out of seven metapodials had fused distal epiphyses). This is typical for pig on such sites. As with sheep/goat, very few pig bones had butchery marks. The interpretation is the same as for sheep/goat.

Eight of the bones from the pre/early villa are from a foetal skeleton (skull, left humerus, both femora, right tibia, two ribs and a metapodial).

## V.18 Charred plant and molluscan remains

by John Letts and Mark Robinson

### V.18.a Introduction

Five flotation samples containing charred and mineralized plant remains recovered during the 1990 excavation were submitted for analysis. Only haphazard environmental sampling had been carried out during previous excavations at the site (see Ch. 5.18 on Fiche 2#92). All of the 1990 samples derived from 2nd to 3rd century features associated with an aisled Roman building, Building IV. Samples 1016, 1014 and 1000 were from ovens within the central nave of the building, samples 1001 and 1017 came from an adjacent boundary ditch.

Sampling for plant remains was prompted by assessment of a sample which contained free-threshing bread-type wheat (*Triticum aestivum* s.l.) — an uncommon find

on Roman sites in Britain. The small number of samples available and their poor preservation limited analysis to documenting the presence of bread-type wheat and outlining the restricted range of weed taxa that was recovered.

### V.18.b Results

Table 70 on Fiche 2#92

Taxa were identified by comparison with modern reference specimens, and plant nomenclature follows that of Clapham, Tutin and Moore (1989).

Sample 1000 contained no cultigen or weed seed remains. Within the wood charcoal which dominated the sample twiggy material was common, in addition to frequent specimens of 10–20 mm diameter branches, some of which appeared to be thickened stem bases possibly cut from coppiced stumps. One specimen was tentatively identified as ash (*Fraxinus excelsior*), but a range of woody taxa is likely to be present.

Samples 1016 and 1014 contained few remains of cereal grain or chaff. The cereal grains were very poorly preserved and could not be identified even to generic level. Two fragments of oat (*Avena* sp.) awn were recovered from sample 1016. Both samples contained small numbers of grass (*Gramineae*) seed, as well as a range of charred seeds of herbaceous annuals that are common to open grassy and disturbed habitats including arable fields.

Sample 1014 presented the richest assortment of weed species of the 5 samples. It contained 92 mineralized and charred achenes of spikerush (*Eleocharis* sp. — probably *E. palustris* L. Roem. and Schult.) and sedge (*Carex* sp.) — both native, rhizomatous and herbaceous perennials common throughout the British Isles, and which frequent damp to wet places, including poorly drained and infertile arable fields. 77 of the spikerush specimens were mineralized — a result of silica deposits in the epidermal cells of the seed fusing during heating under oxidizing conditions. This commonly occurs in members of the family Cyperaceae, as well as in the Boraginaceae as evidenced by the single specimen of corn gromwell (*Lithospermum arvense*) also recovered in a mineralized state. Under oxidizing conditions, grain and most weed seeds would be burnt away. The 15 remaining spikerush seeds had been charred in the absence of oxygen.

Interesting identifications include a probable specimen of restharrow (*Ononis* sp.), a small, procumbent and spiny shrub characteristic of rough open grassland, and a single specimen of purging flax (*Linum catharticum*), also native and common to short grassland throughout the British Isles.

Cereals were particularly abundant and much better preserved in sample 1001. Oat (*Avena* sp.) is attested by the presence of two small fragments of awn. Barley is represented by 9 grains, one lateral grain being from a 6-row hulled form (*Hordeum vulgare* sbsp. *hexastichum*). The

presence of 6-row barley is supported by a rachis fragment. 7 additional barley grains could not be characterized further.

Sample 1001 also revealed 12 short, plump, free-threshing grains of wheat similar to that commonly found on Saxon and Medieval sites in southern Britain. Although shorter than modern hexaploid bread wheats (*Triticum aestivum* s. l.), they are almost certainly of this type. Only one wheat specimen showed the distinctive lateral grooves characteristic of a hulled wheat — most probably of spelt (*Triticum spelta*).

A further 215 wheat grains could not be identified beyond generic level, although most are probably of the free-threshing bread-type form. The numerous poorly preserved cereal fragments present were taken to represent 41 individual grains.

The weed flora of both 1001 and 1017 is dominated by a number of small annual species characteristic of open habitat and arable fields.

Sample 1017 also contained relatively well preserved cereal remains, including 2 median and 1 distinctly lateral grains of barley, two of the previously described bread-type wheat, 7 wheat grains identifiable only to generic level, and one spikelet fork and two glume bases from a hulled wheat (probably spelt *T. spelta*).

### V.18.c Discussion and conclusions

The oven samples contained few charred seeds, but the weed seeds present were dominated by species of grassy and damp places. The abundance of silicified seeds in sample 1014 suggests that many other plant remains had burnt away. The two ditch samples 1001 and 1017, on the other hand, contained a greater number of cultigen remains but fewer weed seeds.

The cereal remains in the ditch fill samples (1001 and 1017) may be derived from one disposal or charring event, and could relate to the cleaning of the ovens in the aisled building, while the oven samples more likely reflect fuel waste. Weeds were undoubtedly being carried onto the site in harvested crops, and it is likely that crop residues, old thatching, and anything else than could be burned (in addition to coppice wood and scrub) was used as fuel for the ovens.

The presence of bread wheat in a well-dated Roman context is significant; although it has been identified in archaeobotanical assemblages dating from Neolithic date onwards, bread wheat is an uncommon cereal on British sites until the Saxon period. A large quantity of bread-type wheat was identified from a late Iron Age pit at Barton Court Farm, Abingdon (Oxon), and a little bread wheat was also present in Roman samples from the site, although spelt wheat dominated the cereal remains from these later assemblages (Jones in Miles 1986).

Although bread wheat may have been imported into Britain during the Roman Period, it is just as likely that it

was grown in small quantities for restricted use — possibly by the more prosperous segment of Romano-British society that inhabited villas such as at Roughground Farm.

Romanists have traditionally asserted that bread wheat replaced the staple emmer wheat in the central Roman provinces during first century AD due to simple flavour preference and a desire for wheat with improved baking qualities (Moritz 1958). Hulled wheats produce high quality flour, however, although their baking quality is usually somewhat reduced by the parching process that is required to free the grains from their indurate glumes. Others have suggested that hulled wheats were simply more difficult to process and transport than naked wheats, and that economic forces encouraged the shift to free-threshing bread wheats (Jasny 1946). Hulled wheats, however, almost certainly provided more reliable yields that were less prone to damage by birds, insects or mould both in the field or in storage, while the early Roman bread wheats are believed to have required richer and drier soils than contemporary hulled forms in order to produce equivalent yields (Spurr 1986). In Roman Italy, farmers were careful to tailor crop species and varieties to soil conditions. Both specialized farms growing one crop type or variety of wheat and mixed crop farms growing a range of cultigens and wheat varieties were common.

An unsubstantiated possibility is that two principle forms of wheat were grown in Britain from the Roman period through to the late Medieval period; a short-strawed free-threshing hexaploid bread wheat grown primarily for specialized food purposes, and a long-strawed variety (initially hulled emmer or spelt, and in the later Saxon period a naked tetraploid (*T. turgidum*) grown for industrial purposes (thatching, fodder) as well as providing grain for human consumption (Robinson pers. comm.).

Overall, the large number of bread-type grains recovered from the ditch samples indicates that free-threshing bread wheat (*Triticum aestivum* s.l.) was probably grown as a minor food crop in its own right in 2nd to 3rd century Roman Gloucestershire, rather than simply having been imported or maintained as a volunteer contaminant of other cereal crops.

### V.18.d Molluscan and other charred remains

For the report on molluscan and other charred remains see the Microfiche report Ch. 5.18 on Fiche 2#92.

### V.19 Coal

by Tim Allen, with identifications

by R Neves and G Clayton

Samples of coal from twenty seven contexts, both from around the villa and from the enclosure groups and gravel-



pit further east, were examined by the Ancient Monuments Laboratory. All, with the possible exception of that from feature 409 west of the villa, were characteristic of surface coal deposits in the Forest of Dean. The composition of those samples examined under the microscope will be found in the Microfiche report. There is no further information about the sample from 409.

No quantification of the coal was undertaken, but most pieces were described as 'scraps'. Four separate samples however came from the black fill in the top of ditch 132, and some of the finds from this layer were also coated with coal-dust. Several samples also came from the black fills of pits 54 and 55 not far north of this. The infill of ditch 313 below Building III contained coal, which may indicate that the extensive black layer adjacent to it beneath the building was in part derived from coal-dust, but there were no further samples from this, and no explanation for the blackness is offered in the notebooks. Similarly the black fill of pit 409 and ditch 420 adjacent could have been coal-derived. A substantial layer including coal chips and dust

was found just E of Building III (2029/B/4), contemporary with the use of the building. This may have been used in the hypocausts adjacent.

The coal all came from contexts dating after the mid-2nd century, that is, to the villa phases of occupation. Its concentration in extensive black layers close to the main domestic buildings on this site perhaps suggests that it was used in the hypocausts. Coal was officially supplied to the forts on Hadrian's Wall for this purpose, and many villas in Gloucestershire, Somerset and Wiltshire were also supplied with it (Frere 1976, 279). The common use of coal in this area reflects the easy availability of local outcrops in the Severn basin.

Samples also came from a wide range of pits, ditches, gullies and silt-filled hollows in the enclosure groups further east. Almost all these contexts belonged to the late 3rd to 4th century. Its ubiquity here perhaps suggests that coal was also used for semi-industrial and domestic hearths in the Late Roman period.